

Menus and Pages Usability Study

Tasks & Questions

[New Question](#) [New Task](#) [Edit Tasks & Questions](#)

1. QUESTION: Have you used a CMS?
2. QUESTION: What CMS have you used?
3. TASK: Create an "About" page.
4. QUESTION: How did you expect to create a page?
5. QUESTION: How did you actually create a page?
6. TASK: Create a menu item for the about page.

Data Capturers

require	Drupal log	
require	Mouse tracking	
don't try	Click tracking	
don't try	Realtime text feedback	
try	Screencast (recorded)	
try	Screencast (streamed)	
don't try	Screenshots	
don't try	Webcam (recorded)	
don't try	Webcam (streamed)	
don't try	Audio (recorded)	
don't try	Audio (streamed)	

Participants, Test Sessions & Data

[Invite Participants](#) [Edit Participants & Data](#)

No Participants have been invited
No Test Sessions have been started
Do you want to [do a Dry Run](#) to check the Tasks & Questions?
Do you want to [Invite Participants](#)?

Analyses

[Analyze data](#) [Manage and Delete Analyzed Data](#)

There is no data to analyze. [Invite participants](#) to do Test Sessions to gather data to analyze.

Tasks & Questions in *Menus and Pages*

[New Question](#) [New Task](#) [Invite participants](#) [Back to study overview](#)

There are no Tasks in your Study. You must [add Tasks](#) to the study before you can do anything else with your Study, like invite participants and run test sessions. You can also [add Questions](#).
Tasks should entice the participant into using the UI that you want to test.
Questions can gather valuable feedback from your participants about how they got on with the UI. Questions can also collect statistical data about your participants as well as more general information, such as their background and experience.

Tasks & Questions in *Menus and Pages*

[New Question](#) [New Task](#) [Invite participants](#) [Back to study overview](#)

There are no Tasks in your Study. You must [add Tasks](#) to the study before you can do anything else with your Study, like invite participants and run test sessions.

1. QUESTION: Have you used a CMS?
2. QUESTION: What CMS have you used?

Tasks & Questions in *Menus and Pages*

[New Question](#) [New Task](#) [Invite participants](#) [Back to study overview](#)

1. QUESTION: Have you used a CMS?
2. QUESTION: What CMS have you used?
3. TASK: Create an "About" page.
4. QUESTION: How did you expect to create a page?
5. QUESTION: How did you actually create a page?
6. TASK: Create a menu item for the about page.

Tasks & Questions in *Menus and Pages*

[New Question](#) [New Task](#) [Invite participants](#) [Back to study overview](#)

1. QUESTION: Have you used a CMS?
2. QUESTION: What CMS have you used?
3. TASK: Create an "About" page.
4. QUESTION: How did you expect to create a page?
5. QUESTION: How did you actually create a page?
6. TASK: Create a menu item for the about page.

New Question in *Menus and Pages*

Question

Have you used a CMS?

What question do you want to ask the participant? Or what text do you want to use to solicit information from them?

Type of Answer

Yes / No

How do you want the participant to respond? Note that text answers cannot be analyzed.

[Save](#) [Preview](#) [Cancel](#)

New Question in *Menus and Pages*

Question

What CMS have you used?

What question do you want to ask the participant? Or what text do you want to use to solicit information from them?

Type of Answer

Options

How do you want the participant to respond? Note that text answers cannot be analyzed.

Options

Joomla!
Vignette
Wordpress
Typo3

What options are available for the participant to select? Separate with commas or lines.

Participant may select more than one option.
 Participant may enter additional options not listed above. This is useful if the options are not complete for practical reasons, but you would like more details than collected with an "Other" or "Not Listed" option.

[Save](#) [Preview](#) [Cancel](#)

New Task in *Menus and Pages*

Tasks should entice the participant into testing the UI, or part of the UI, that is targeted for testing in this Usability Study. Consider how much of the targeted UI's terminology is spoon fed here. Also consider alternative paths the participant may take.

Task Name

Create an "About" page

How do you refer to this task? This won't be shown to the participant, but is useful for your own use.

Task

Your organisation's website needs an "About" page with some basic information. Create a page with the following text in it:

AnOrg Inc. is the world leader in foo manufacturing distribution and maintenance services. We

Describe the scenario or task to the participant, give them sufficient information to test the interface, but not so much information that the task is too easy for them. The participant will not be asked to enter any information.

Time limit

40 minutes

Optionally limit the time the participant is allowed to spend on this task. If the time limit is reached, the user will be asked to move on to the next item. Enter a number and units, e.g. "45 seconds", "30 min", "1 hour".

Steps

[Record Steps](#)

Optionally record the ideal path that the participant will take. This is not shown to the user, but can be useful in analysis.

[Save](#) [Preview](#) [Cancel](#)

Menus and Pages Usability Study

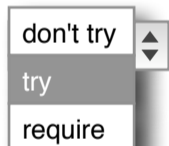
Tasks & Questions

[+ New Question](#) [+ New Task](#) [⚙ Edit Tasks & Questions](#)

1. QUESTION: Have you used a CMS?
2. QUESTION: What CMS have you used?
3. TASK: Create an "About" page.
4. QUESTION: How did you expect to create a page?
5. QUESTION: How did you actually create a page?
6. TASK: Create a menu item for the about page.

Data Capturers

require	Drupal log	⚙
require	Mouse tracking	⚙
don't try	Click tracking	⚙
don't try	Realtime text feedback	⚙
try	Screencast (recorded)	⚙
try	Screencast (streamed)	⚙
don't try	Screenshots	⚙
don't try	Webcam (recorded)	⚙
don't try	Webcam (streamed)	⚙
don't try	Audio (recorded)	⚙
don't try	Audio (streamed)	⚙



Participants, Test Sessions & Data

[+ Invite Participants](#) [⚙ Edit Participants & Data](#)

No Participants have been invited
No Test Sessions have been started
Do you want to [do a Dry Run](#) to check the Tasks & Questions?
Do you want to [Invite Participants](#)?

Analyses

[+ Analyse data](#) [⚙ Manage and Delete Analysed Data](#)

There is no data to analyze. [Invite participants](#) to do Test Sessions to gather data to analyze.

Tasks & Questions in *Menus and Pages*

[+ New Question](#) [+ New Task](#) [Invite participants](#) [Back to study overview](#)

There are no Tasks in your Study. You must [add Tasks](#) to the study before you can do anything else with your Study, like invite participants and run test sessions. You can also [add Questions](#).

Tasks should entice the participant into using the UI that you want to test.

Questions can gather valuable feedback from your participants about how they got on with the UI. Questions can also collect statistical data about your participants as well as more general information, such as their background and experience.

Tasks & Questions in *Menus and Pages*

[+ New Question](#) [+ New Task](#) [Invite participants](#) [Back to study overview](#)

There are no Tasks in your Study. You must [add Tasks](#) to the study before you can do anything else with your Study, like invite participants and run test sessions.

1. QUESTION: Have you used a CMS?



2. QUESTION: What CMS have you used?



Tasks & Questions in *Menus and Pages*

[+ New Question](#) [+ New Task](#) [Invite participants](#) [Back to study overview](#)

1. QUESTION: Have you used a CMS?



2. QUESTION: What CMS have you used?



3. TASK: Create an "About" page.



4. QUESTION: How did you expect to create a page?



5. QUESTION: How did you actually create a page?















6. TASK: Create a menu item for the about page.



Tasks & Questions in *Menus and Pages*

[+ New Question](#) [+ New Task](#) [Invite participants](#) [Back to study overview](#)

1. QUESTION: Have you used a CMS?  
2. QUESTION: What CMS have you used?  
3. TASK: Create an "About" page.  
- 4. QUESTION: How did you expect to create a page?**  
5. QUESTION: How did you actually create a page?  
6. TASK: Create a menu item for the about page.  

New Question in *Menus and Pages*

Question

What question do you want to ask the participant? Or what text do you want to use to solicit information from them?

Type of Answer

How do you want the participant to respond? Note that text answers cannot be analyzed.

- Yes / No
- Options
- Text
- Slider

New Question in *Menus and Pages*

Question

What CMS have you used?

What question do you want to ask the participant? Or what text do you want to use to solicit information from them?

Type of Answer

Options

How do you want the participant to respond? Note that text answers cannot be analyzed.

Options

Joomla!
Vignette
Wordpress
Typo3

What options are available for the participant to select? Separate with commas or lines.

- Participant may select more than one option.
- Participant may enter additional options not listed above. This is useful if the options are not complete for practical reasons, but you would like more details than collected with an "Other" or "Not Listed" option.

Yes / No
Options
Text
Slider

New Task in *Menus and Pages*

Tasks should entice the participant into testing the UI, or part of the UI, that is targeted for testing in this Usability Study. Consider how much of the targeted UI's terminology is spoon fed here. Also consider alternative paths the participant may take.

Task Name

How do you refer to this task? This won't be shown to the participant, but is useful for your own use.

Task

Your organisation's website needs an "About" page with some basic information. Create a page with the following text in it:

AnOrg Inc. is the world leader in foo manufacturing distrubution and maintenance services. We

Describe the scenario or task to the participant, give them sufficient information to test the interface, but not so much information that the task is too easy for them. The participant will not be asked to enter any information.

Time limit

Optionally limit the time the participant is allowed to spend on this task. If the time limit is reached, the user will be asked to move on to the next item. Enter a number and units, e.g. "45 seconds", "30 min", "1 hour".

Steps

[Record Steps](#)

Optionally record the ideal path that the participant will take. This is not shown to the user, but can be useful in analysis.