

# BackstopJS Report

Passed **12** Failed **24** 36 of 36 25.22s

<i>failed</i>	actions body 0_0_body_0_narrow.png
<i>failed</i>	actions body 0_0_body_1_medium.png
<i>failed</i>	actions body 0_0_body_2_wide.png
<i>failed</i>	Comments body 1_0_body_0_narrow.png
<i>failed</i>	Comments body 1_0_body_1_medium.png
<i>failed</i>	Comments body 1_0_body_2_wide.png
<i>failed</i>	Image field body 2_0_body_0_narrow.png
<i>failed</i>	Image field body 2_0_body_1_medium.png
<i>failed</i>	Image field body 2_0_body_2_wide.png
<i>passed</i>	Translate body 3_0_body_0_narrow.png
<i>passed</i>	Translate body 3_0_body_1_medium.png
<i>passed</i>	Translate body 3_0_body_2_wide.png
<i>failed</i>	Add article body 4_0_body_0_narrow.png
<i>failed</i>	Add article body 4_0_body_1_medium.png
<i>failed</i>	Add article body 4_0_body_2_wide.png
<i>failed</i>	DBlog body 5_0_body_0_narrow.png
<i>failed</i>	DBlog body 5_0_body_1_medium.png
<i>failed</i>	DBlog body 5_0_body_2_wide.png
<i>failed</i>	Traslate node body 6_0_body_0_narrow.png
<i>failed</i>	Traslate node body 6_0_body_1_medium.png
<i>failed</i>	Traslate node body 6_0_body_2_wide.png
<i>failed</i>	Node preview body 7_0_body_0_narrow.png
<i>failed</i>	Node preview body 7_0_body_1_medium.png
<i>failed</i>	Node preview body 7_0_body_2_wide.png
<i>failed</i>	Actions body 8_0_body_0_narrow.png
<i>failed</i>	Actions body 8_0_body_1_medium.png
<i>failed</i>	Actions body 8_0_body_2_wide.png
<i>passed</i>	Manage fields body 9_0_body_0_narrow.png

- passed* Manage fields body 9\_0\_body\_1\_medium.png
- passed* Manage fields body 9\_0\_body\_2\_wide.png
- passed* Edit field body 10\_0\_body\_0\_narrow.png
- passed* Edit field body 10\_0\_body\_1\_medium.png
- passed* Edit field body 10\_0\_body\_2\_wide.png
- passed* Field settings body 11\_0\_body\_0\_narrow.png
- passed* Field settings body 11\_0\_body\_1\_medium.png
- passed* Field settings body 11\_0\_body\_2\_wide.png

status filter failed ▾

### actions body

0\_0\_body\_0\_narrow.png

### Reference

### Test

### Diff

### Report

#### Actions ☆

Home » Administration » Configuration » System

There are two types of actions: simple and advanced. Simple actions do not require any additional configuration and are listed here automatically. Advanced actions need to be created and configured before they can be used because they have options that need to be specified; for example, sending an email to a specified address or unpublishing content contains certain words. To create an advanced action, select an action from the drop-down list in the advanced section below and click the *Create* button.

This block is broken or missing. You may be missing content or you might need to enable the original module.

#### Available actions:

ACTION TYPE	LABEL	OPERATIONS
comment	Publish comment	<button>Translate</button>
comment	Save comment	<button>Translate</button>
comment	Unpublish comment	<button>Translate</button>
node	Delete content	<button>Translate</button>
node	Make content sticky	<button>Translate</button>
node	Make content unsticky	<button>Translate</button>
node	Promote content to front page	<button>Translate</button>
node	Publish content	<button>Translate</button>
node	Remove content from front page	<button>Translate</button>

#### Actions ☆

Home » Administration » Configuration » System

There are two types of actions: simple and advanced. Simple actions do not require any additional configuration and are listed here automatically. Advanced actions need to be created and configured before they can be used because they have options that need to be specified; for example, sending an email to a specified address or unpublishing content contains certain words. To create an advanced action, select an action from the drop-down list in the advanced section below and click the *Create* button.

This block is broken or missing. You may be missing content or you might need to enable the original module.

#### Available actions:

ACTION TYPE	LABEL	OPERATIONS
comment	Publish comment	<button>Translate</button>
comment	Save comment	<button>Translate</button>
comment	Unpublish comment	<button>Translate</button>
node	Delete content	<button>Translate</button>
node	Make content sticky	<button>Translate</button>
node	Make content unsticky	<button>Translate</button>
node	Promote content to front page	<button>Translate</button>
node	Publish content	<button>Translate</button>
node	Remove content from front page	<button>Translate</button>

#### Actions ☆

Home » Administration » Configuration » System

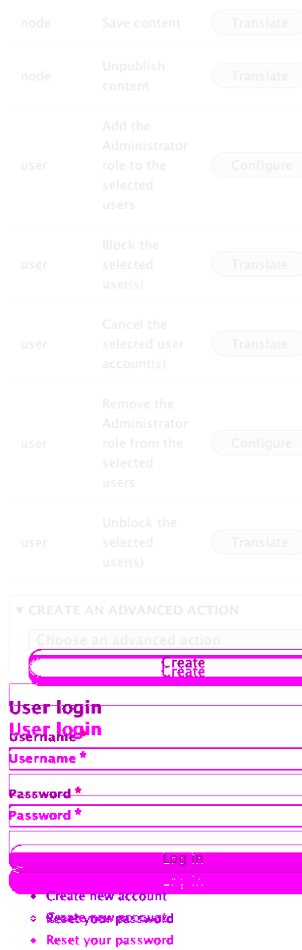
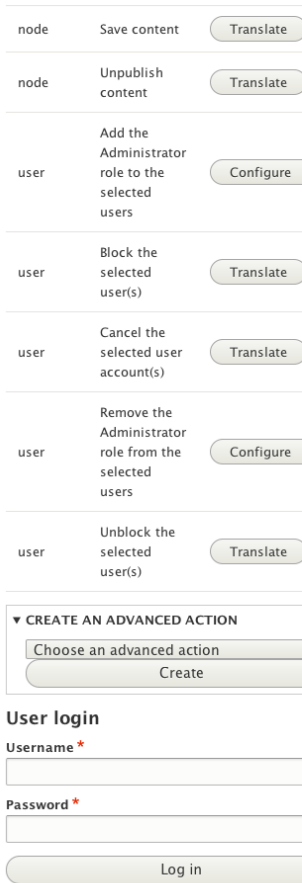
There are two types of actions: simple and advanced. Simple actions do not require any additional configuration and are listed here automatically. Advanced actions need to be created and configured before they can be used because they have options that need to be specified; for example, sending an email to a specified address or unpublishing content contains certain words. To create an advanced action, select an action from the drop-down list in the advanced section below and click the *Create* button.

This block is broken or missing. You may be missing content or you might need to enable the original module.

#### Available actions:

ACTION TYPE	LABEL	OPERATIONS
comment	Publish comment	<button>Translate</button>
comment	Save comment	<button>Translate</button>
comment	Unpublish comment	<button>Translate</button>
node	Delete content	<button>Translate</button>
node	Make content sticky	<button>Translate</button>
node	Make content unsticky	<button>Translate</button>
node	Promote content to front page	<button>Translate</button>
node	Publish content	<button>Translate</button>
node	Remove content from front page	<button>Translate</button>

```
failed
{
  "isSameDimensions":
false,
  "dimensionDifference":
{
    "width": 0,
    "height": 22
  },
  "misMatchPercentage":
"4.76",
  "analysisTime": 98
}
```



actions body

0\_0\_body\_1\_medium.png

Reference

Test

Diff

Report

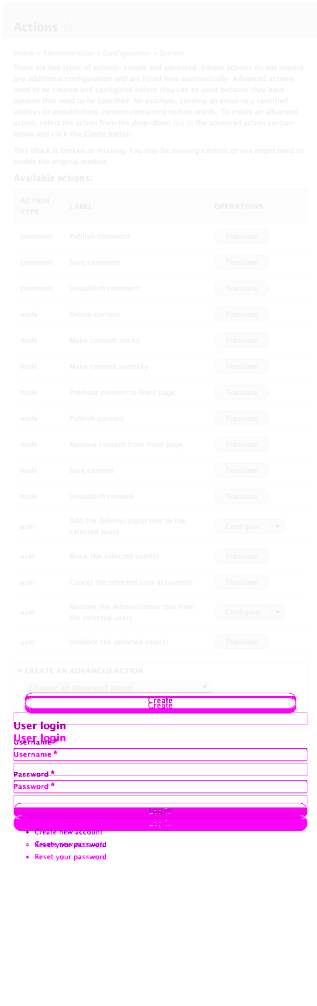
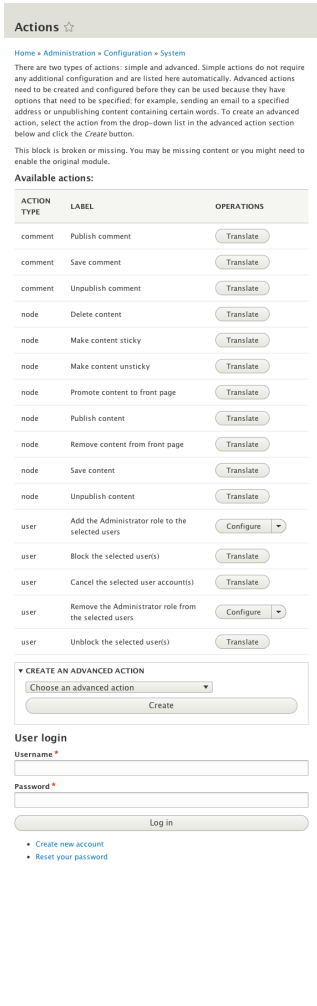
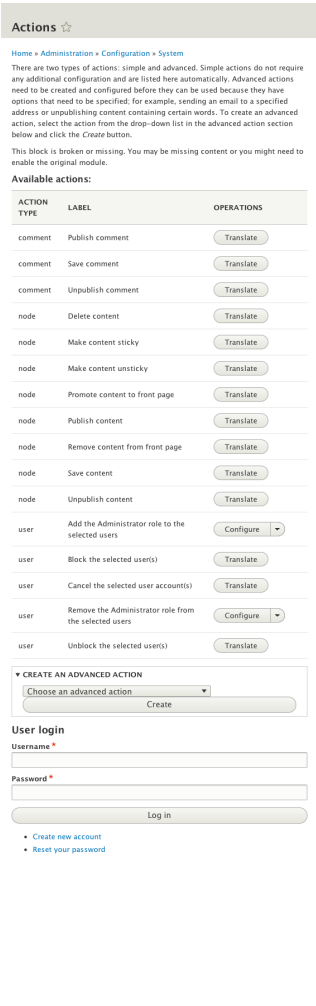
```

failed
{
  "isSameDimensions":
false,

  "dimensionDifference":
{
    "width": 0,
    "height": 22
  },

  "misMatchPercentage":
"5.88",
  "analysisTime": 220
}

```



actions body

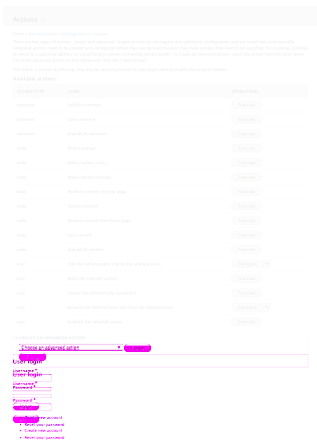
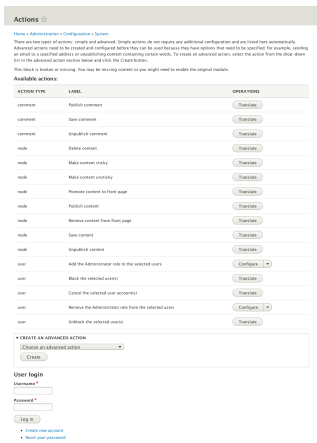
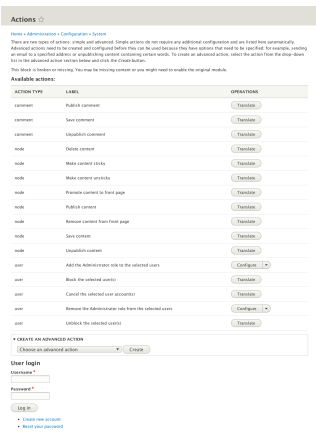
0\_0\_body\_2\_wide.png

Reference

Test

Diff

Report



```

failed
{
  "isSameDimensions":
false,
"dimensionDifference":
{
  "width": 0,
  "height": 42
},
"misMatchPercentage":
"4.02",
"analysisTime": 243
}

```

Comments body

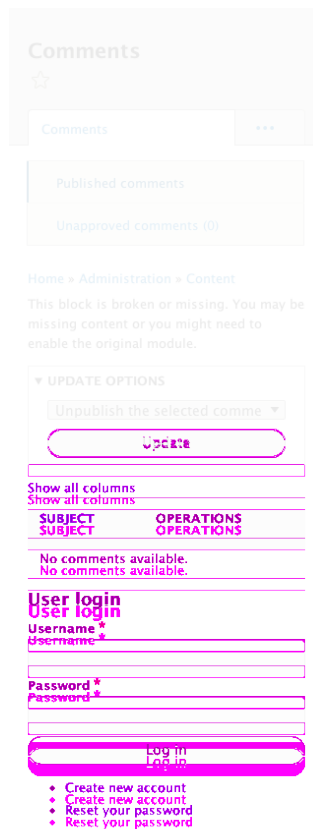
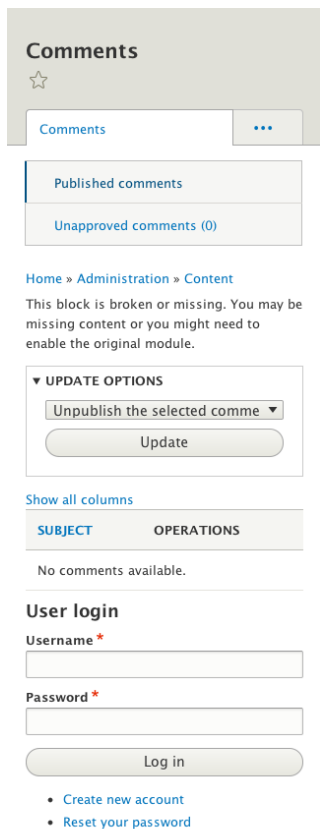
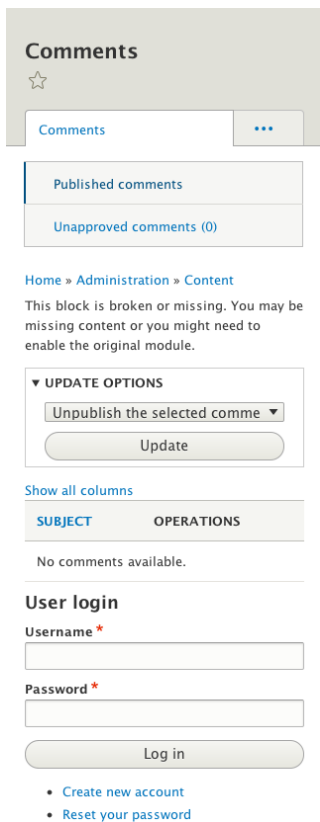
1\_0\_body\_0\_narrow.png

### Reference

### Test

### Diff

### Report



```
failed
{
  "isSameDimensions":
false,
  "dimensionDifference":
{
    "width": 0,
    "height": 12
  },
  "misMatchPercentage":
"8.73",
  "analysisTime": 69
}
```

### Comments body

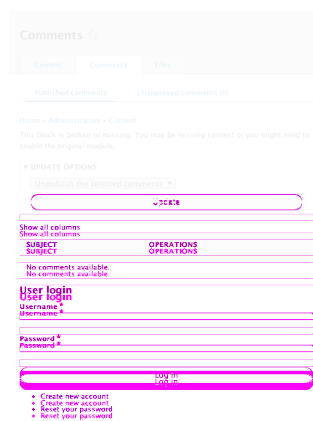
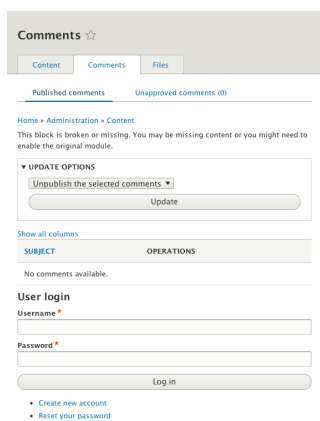
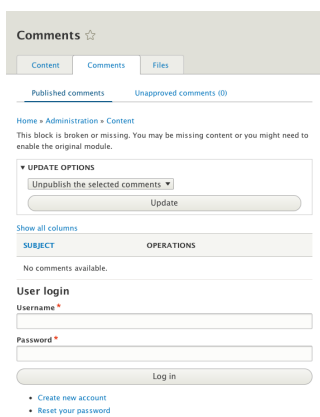
### 1\_0\_body\_1\_medium.png

### Reference

### Test

### Diff

### Report



```
failed
{
  "isSameDimensions":
false,
  "dimensionDifference":
{
    "width": 0,
    "height": 12
  },
  "misMatchPercentage":
"8.53",
  "analysisTime": 89
}
```

# Comments body

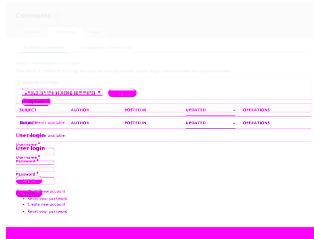
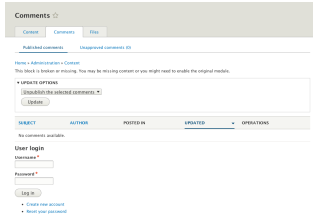
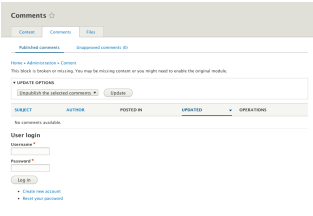
# 1\_0\_body\_2\_wide.png

## Reference

## Test

## Diff

## Report



```
failed
{
  "isSameDimensions":
false,
  "dimensionDifference":
{
    "width": 0,
    "height": -42
  },
  "misMatchPercentage":
"9.15",
  "analysisTime": 141
}
```

# Image field body

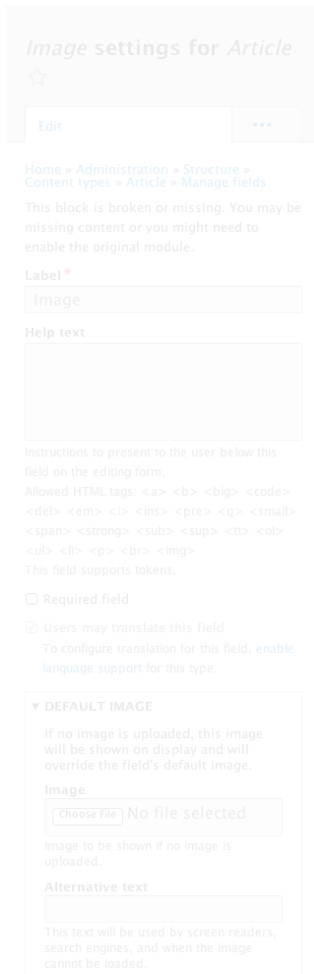
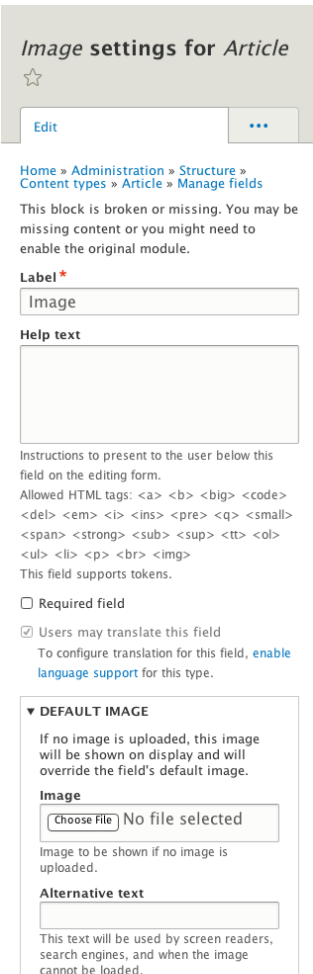
# 2\_0\_body\_0\_narrow.png

## Reference

## Test

## Diff

## Report



```
failed
{
  "isSameDimensions":
false,
  "dimensionDifference":
{
    "width": 0,
    "height": 36
  },
  "misMatchPercentage":
"12.08",
  "analysisTime": 137
}
```

**Title**

The title attribute is used as a tooltip when the mouse hovers over the image.

**Allowed file extensions \***

Separate extensions with a space or comma and do not include the leading dot.

**File directory**

Optional subdirectory within the upload destination where files will be stored. Do not include preceding or trailing slashes.

**Maximum image resolution**

 ×   
pixels

The maximum allowed image size expressed as WIDTH×HEIGHT (e.g. 640×480). Leave blank for no restriction. If a larger image is uploaded, it will be resized to reflect the given width and height. Resizing images on upload will cause the loss of EXIF data in the image.

**Minimum image resolution**

 ×   
pixels

The minimum allowed image size expressed as WIDTH×HEIGHT (e.g. 640×480). Leave blank for no restriction. If a smaller image is uploaded, it will be rejected.

**Maximum upload size**

Enter a value like "512" (bytes), "80 KB" (kilobytes) or "50 MB" (megabytes) in order to restrict the allowed file size. If left empty the file sizes will be limited only by PHP's maximum post and file upload sizes (current limit 10 MB).

- Enable Alt field**  
The alt attribute may be used by search engines, screen readers, and when the image cannot be loaded. Enabling this field is recommended.
- Alt field required**  
Making this field required is recommended.
- Enable Title field**  
The title attribute is used as a tooltip when the mouse hovers over the image. Enabling this field is not recommended as it can cause problems with screen readers.

- Translatable elements**
- File
  - Alt
  - Title

[Save settings](#) [Delete](#)

**User login**

**Username \***

**Password \***

[Log in](#)

- [Create new account](#)
- [Reset your password](#)

**Title**

The title attribute is used as a tooltip when the mouse hovers over the image.

**Allowed file extensions \***

Separate extensions with a space or comma and do not include the leading dot.

**File directory**

Optional subdirectory within the upload destination where files will be stored. Do not include preceding or trailing slashes.

**Maximum image resolution**

 ×   
pixels

The maximum allowed image size expressed as WIDTH×HEIGHT (e.g. 640×480). Leave blank for no restriction. If a larger image is uploaded, it will be resized to reflect the given width and height. Resizing images on upload will cause the loss of EXIF data in the image.

**Minimum image resolution**

 ×   
pixels

The minimum allowed image size expressed as WIDTH×HEIGHT (e.g. 640×480). Leave blank for no restriction. If a smaller image is uploaded, it will be rejected.

**Maximum upload size**

Enter a value like "512" (bytes), "80 KB" (kilobytes) or "50 MB" (megabytes) in order to restrict the allowed file size. If left empty the file sizes will be limited only by PHP's maximum post and file upload sizes (current limit 10 MB).

- Enable Alt field**  
The alt attribute may be used by search engines, screen readers, and when the image cannot be loaded. Enabling this field is recommended.
- Alt field required**  
Making this field required is recommended.
- Enable Title field**  
The title attribute is used as a tooltip when the mouse hovers over the image. Enabling this field is not recommended as it can cause problems with screen readers.

- Translatable elements**
- File
  - Alt
  - Title

[Save settings](#) [Delete](#)

**User login**

**Username \***

**Password \***

[Log in](#)

- [Create new account](#)
- [Reset your password](#)

**Title**

The title attribute is used as a tooltip when the mouse hovers over the image.

**Allowed file extensions \***

Separate extensions with a space or comma and do not include the leading dot.

**File directory**

Optional subdirectory within the upload destination where files will be stored. Do not include preceding or trailing slashes.

**Maximum image resolution**

 ×   
pixels

The maximum allowed image size expressed as WIDTH×HEIGHT (e.g. 640×480). Leave blank for no restriction. If a larger image is uploaded, it will be resized to reflect the given width and height. Resizing images on upload will cause the loss of EXIF data in the image.

**Minimum image resolution**

 ×   
pixels

The minimum allowed image size expressed as WIDTH×HEIGHT (e.g. 640×480). Leave blank for no restriction. If a smaller image is uploaded, it will be rejected.

**Maximum upload size**

Enter a value like "512" (bytes), "80 KB" (kilobytes) or "50 MB" (megabytes) in order to restrict the allowed file size. If left empty the file sizes will be limited only by PHP's maximum post and file upload sizes (current limit 10 MB).

- Enable Alt field**  
The alt attribute may be used by search engines, screen readers, and when the image cannot be loaded. Enabling this field is recommended.
- Alt field required**  
Making this field required is recommended.
- Enable Title field**  
The title attribute is used as a tooltip when the mouse hovers over the image. Enabling this field is not recommended as it can cause problems with screen readers.

- Translatable elements**
- File
  - Alt
  - Title
  - Alt

[Save settings](#) [Delete](#) [Save settings](#)

**User login**

**Username \***

**Password \***

[Log in](#)

- [Create new account](#)
- [Reset your password](#)
- [Create new account](#)
- [Reset your password](#)

### Image field body

### 2\_0\_body\_1\_medium.png

### Reference

### Test

### Diff

### Report

failed

{

"isSameDimensions":





}

### Add article body

### 4\_0\_body\_0\_narrow.png

#### Reference

#### Test

#### Diff

#### Report

##### Create Article



Home > Add content

This block is broken or missing. You may be missing content or you might need to enable the original module.

Title \*

Body (Edit summary)

**B**  **I**

Format

---

Text format [About text formats](#)

Basic HTML

Tags

Enter a comma-separated list. For example: Amsterdam, Mexico City, "Cleveland, Ohio"

Image

 No file selected

One file only.  
10 MB limit.  
Allowed types: png gif jpg jpeg.

date

Last saved: Not saved yet

Author: Anonymous

Create new revision

▶ MENU SETTINGS

▶ COMMENT SETTINGS

▶ BOOK OUTLINE

▶ URL PATH SETTINGS

▶ AUTHORING INFORMATION

▶ PROMOTION OPTIONS

Save and publish

Preview

##### User login

Username \*

Password \*

Log in

- [Create new account](#)
- [Reset your password](#)

##### Create Article



Home > Add content

This block is broken or missing. You may be missing content or you might need to enable the original module.

Title \*

Body (Edit summary)

**B**  **I**

Format

---

Text format [About text formats](#)

Basic HTML

Tags

Enter a comma-separated list. For example: Amsterdam, Mexico City, "Cleveland, Ohio"

Image

 No file selected

One file only.  
10 MB limit.  
Allowed types: png gif jpg jpeg.

date

Last saved Not saved yet

Author: Anonymous

Create new revision

▶ MENU SETTINGS

▶ COMMENT SETTINGS

▶ BOOK OUTLINE

▶ URL PATH SETTINGS

▶ AUTHORING INFORMATION

▶ PROMOTION OPTIONS

Save and publish

Preview

##### User login

Username \*

Password \*

Log in

- [Create new account](#)
- [Reset your password](#)

##### Create Article



Home > Add content

This block is broken or missing. You may be missing content or you might need to enable the original module.

Title \*

Body (Edit summary)

**B**  **I**

Format

---

Text format [About text formats](#)

Basic HTML

Tags

Enter a comma-separated list. For example: Amsterdam, Mexico City, "Cleveland, Ohio"

Image

 No file selected

One file only.  
10 MB limit.  
Allowed types: png gif jpg jpeg.

date

Last saved: Not saved yet

Last saved Not saved yet

Author: Anonymous

Create new revision

Create new revision

▶ MENU SETTINGS

▶ COMMENT SETTINGS

▶ BOOK OUTLINE

▶ URL PATH SETTINGS

▶ AUTHORING INFORMATION

▶ PROMOTION OPTIONS

Save and publish

Preview

##### User login

Username \*

Password \*

Log in

- [Create new account](#)
- [Create new account](#)
- [Reset your password](#)
- [Reset your password](#)

```

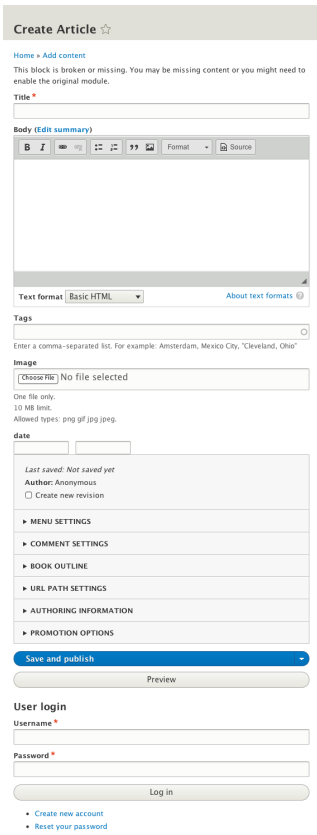
failed
{
  "isSameDimensions":
false,
  "dimensionDifference":
{
    "width": 0,
    "height": -9
  },
  "misMatchPercentage":
"8.24",
  "analysisTime": 447
}

```

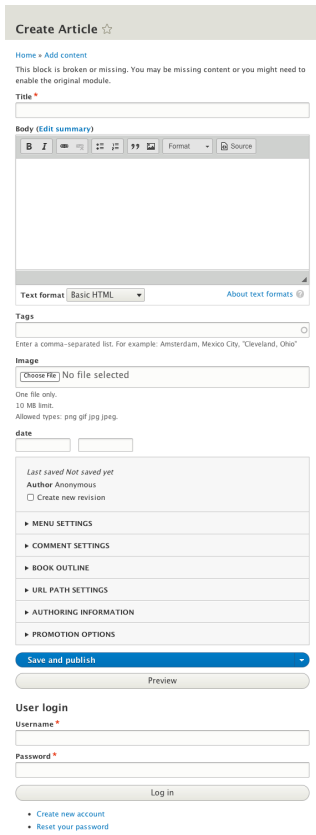
### Add article body

### 4\_0\_body\_1\_medium.png

#### Reference



#### Test



#### Diff



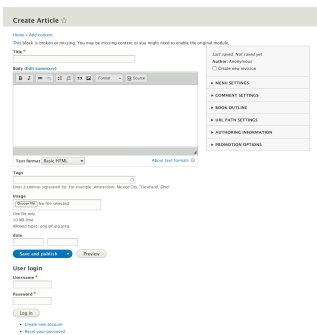
#### Report

```
failed
{
  "isSameDimensions":
  false,
  "dimensionDifference":
  {
    "width": 0,
    "height": -9
  },
  "misMatchPercentage":
  "7.39",
  "analysisTime": 680
}
```

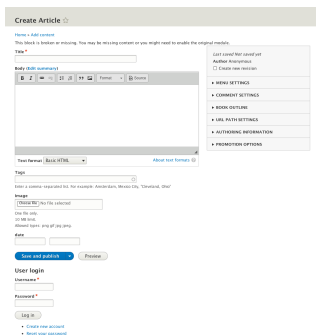
### Add article body

### 4\_0\_body\_2\_wide.png

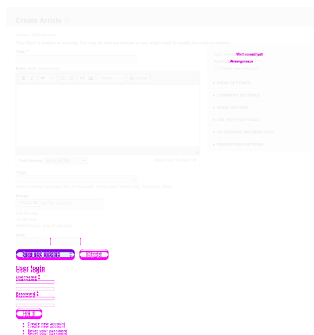
#### Reference



#### Test



#### Diff



#### Report

```
failed
{
  "isSameDimensions":
  false,
  "dimensionDifference":
  {
    "width": 0,
    "height": 9
  },
  "misMatchPercentage":
  "2.16",
  "analysisTime": 855
}
```



article: added awdawda.

---

Cron run completed.

---

article: updated dawdwad.

---

Cron run completed.

---

article: updated dawdwad.

---

article: updated dawdwad.

---

article: updated dawdwad.

---

article: added dawdwad.

---

⚠ /quickedit/metadata

---

⚠ /core/themes/misc/icons/0074bd/chevr left.svg

---

⚠ /core/themes/misc/icons/0074bd/chevr left.svg

---

⚠ /core/themes/misc/icons/0074bd/chevr left.svg

---

Menu Tools has been updated.

---

Session opened for admin.

---

Cron run completed.

---

Cron run completed.

---

update module installed.

1 2 next> last>

### User login

Username \*

Password \*

Log in

- Create new account
- Reset your password

⚠ /node/add/article

---

article: added awdawda.

---

Cron run completed.

---

article: updated dawdwad.

---

Cron run completed.

---

article: updated dawdwad.

---

article: updated dawdwad.

---

article: updated dawdwad.

---

article: updated dawdwad.

---

article: added dawdwad.

---

⚠ /quickedit/metadata

---

⚠ /core/themes/misc/icons/0074bd/chevr left.svg

---

⚠ /core/themes/misc/icons/0074bd/chevr left.svg

---

⚠ /core/themes/misc/icons/0074bd/chevr left.svg

---

⚠ /core/themes/misc/icons/0074bd/chevr left.svg

---

Menu Tools has been updated.

---

Session opened for admin.

---

Cron run completed.

---

Cron run completed.

---

update module installed.

1 2 next> last>

### User login

Username \*

Password \*

Log in

- Create new account
- Reset your password

⚠ /node/add/article

---

article: added awdawda.

---

Cron run completed.

---

article: updated dawdwad.

---

article: updated dawdwad.

---

article: updated dawdwad.

---

article: added dawdwad.

---

⚠ /quickedit/metadata

---

⚠ /core/themes/misc/icons/0074bd/chevr left.svg

---

⚠ /quickedit/metadata

---

⚠ /core/themes/misc/icons/0074bd/chevr left.svg

---

⚠ /core/themes/misc/icons/0074bd/chevr left.svg

---

⚠ /core/themes/misc/icons/0074bd/chevr left.svg

---

⚠ /core/themes/misc/icons/0074bd/chevr left.svg

---

Menu Tools has been updated.

---

⚠ /core/themes/misc/icons/0074bd/chevr left.svg

---

Session opened for admin.

---

Cron run completed.

---

Session opened for admin.

---

update module installed.

1 2 next> last>

### User login

Username \*

Password \*

Log in

- Create new account
- Reset your password

## DBlog body

## 5\_0\_body\_1\_medium.png

### Reference

### Test

### Diff

### Report

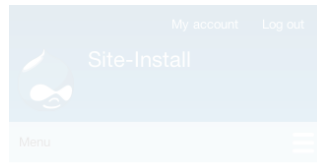
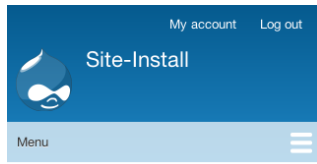
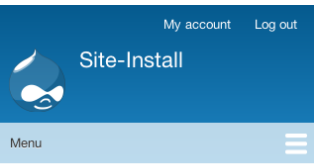
```
failed
{
  "isSameDimensions":
true,

"dimensionDifference":
{
  "width": 0,
  "height": 0
},

"misMatchPercentage":
"3.18",
  "analysisTime": 1265
}
```







Home

Home

Home

### Page not found

This block is broken or missing. You may be missing content or you might need to enable the original module.

### Page not found

This block is broken or missing. You may be missing content or you might need to enable the original module.

### Page not found

This block is broken or missing. You may be missing content or you might need to enable the original module.

Search input field with magnifying glass icon

Search input field with magnifying glass icon

Search input field with magnifying glass icon

- Add content
- Add feed
- Compose tips
- Forums
- Recent content
- Search
- Sources
- Feed aggregator

- Add content
- Add feed
- Compose tips
- Forums
- Recent content
- Search
- Sources
- Feed aggregator

- Add content
- Add feed
- Compose tips
- Forums
- Recent content
- Search
- Sources
- Feed aggregator

User login

Username\*

Password\*

Log in

- Create new account
- Reset your password

User login

Username\*

Password\*

Log in

- Create new account
- Reset your password

User login

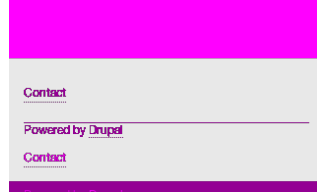
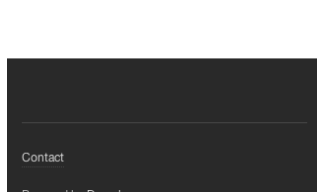

Username\*

User login

Password\*

Log in

- Create new account
- Reset your password



Traslate node body

6\_0\_body\_1\_medium.png

Reference

Test

Diff

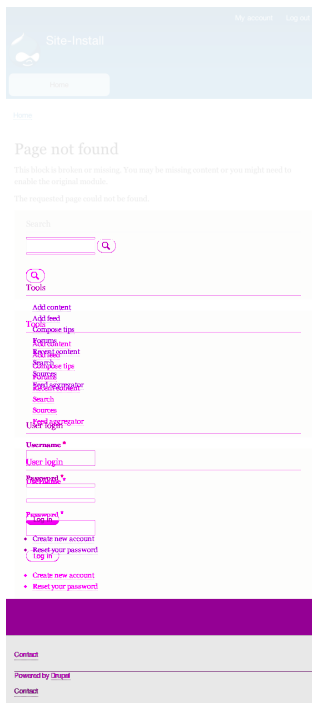
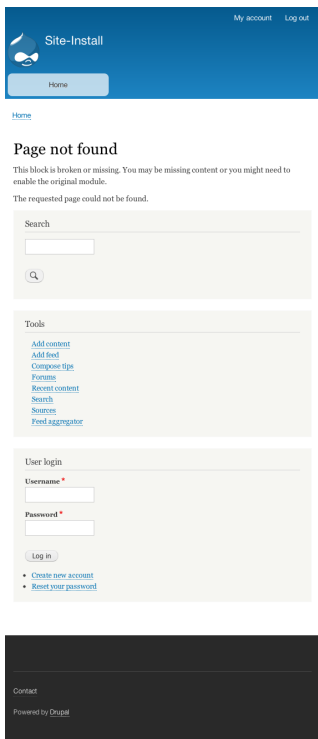
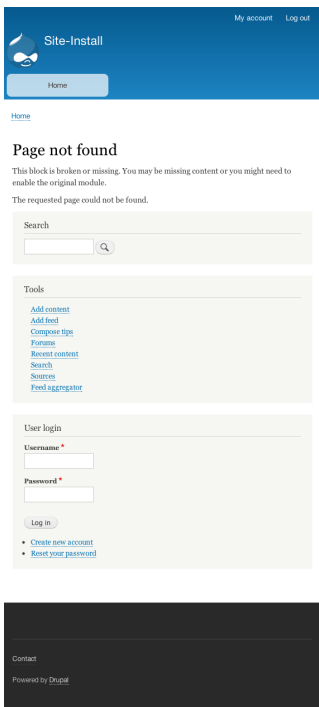
Report

```

failed
{
  "isSameDimensions":
false,

"dimensionDifference":
{
  "width": 0,
  "height": 66
},
}

```



```
"misMatchPercentage":
"12.14",
  "analysisTime": 714
}
```

### Traslate node body

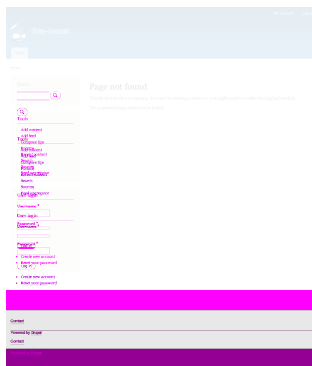
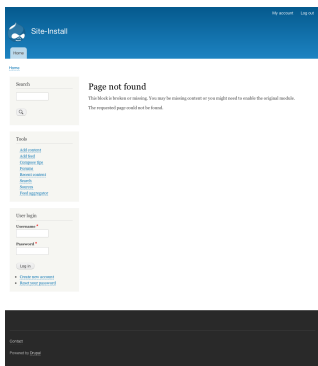
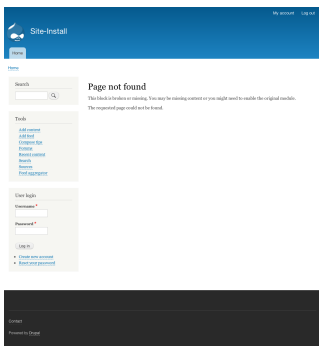
6\_0\_body\_2\_wide.png

### Reference

### Test

### Diff

### Report



```
failed
{
  "isSameDimensions":
false,
  "dimensionDifference":
{
    "width": 0,
    "height": -66
  },
  "misMatchPercentage":
"12.49",
  "analysisTime": 1213
}
```

### Node preview body

7\_0\_body\_0\_narrow.png

### Reference

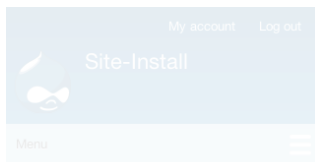
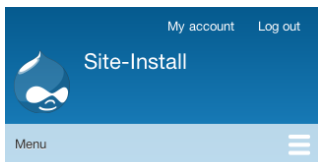
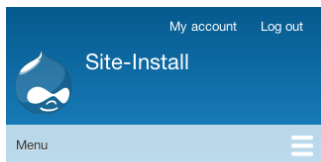
### Test

### Diff

### Report

```
failed
{
```





```

    "isSameDimensions":
false,

"dimensionDifference":
{
  "width": 0,
  "height": -66
},

"misMatchPercentage":
"13.38",
  "analysisTime": 502
}

```

### Page not found

This block is broken or missing. You may be missing content or you might need to enable the original module.

The requested page could not be found.

- [Add content](#)
- [Add feed](#)
- [Compose tips](#)
- [Forums](#)
- [Recent content](#)
- [Search](#)
- [Sources](#)
- [Feed aggregator](#)

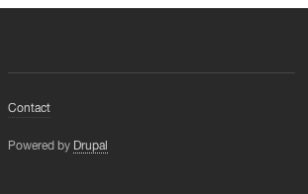
User login

Username \*

Password \*

Log in

- [Create new account](#)
- [Reset your password](#)



### Page not found

This block is broken or missing. You may be missing content or you might need to enable the original module.

The requested page could not be found.

- [Add content](#)
- [Add feed](#)
- [Compose tips](#)
- [Forums](#)
- [Recent content](#)
- [Search](#)
- [Sources](#)
- [Feed aggregator](#)

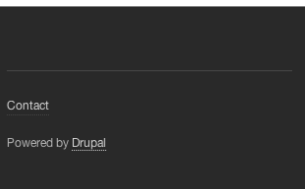
User login

Username \*

Password \*

Log in

- [Create new account](#)
- [Reset your password](#)



### Page not found

This block is broken or missing. You may be missing content or you might need to enable the original module.

The requested page could not be found.

- [Add content](#)
- [Add feed](#)
- [Compose tips](#)
- [Forums](#)
- [Recent content](#)
- [Search](#)
- [Sources](#)
- [Feed aggregator](#)

User login


Username \*

User login

Password \*

Log in

- [Create new account](#)
- [Reset your password](#)



### Node preview body

### 7\_0\_body\_1\_medium.png

### Reference

### Test

### Diff

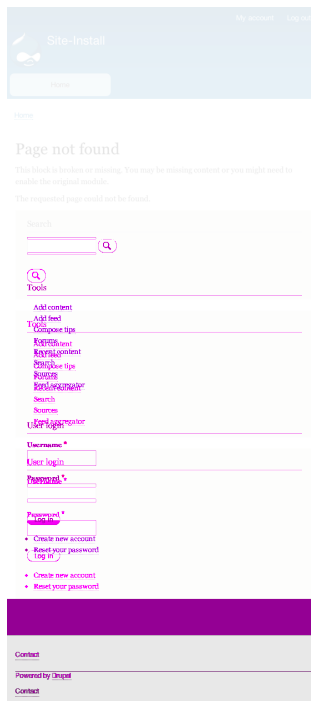
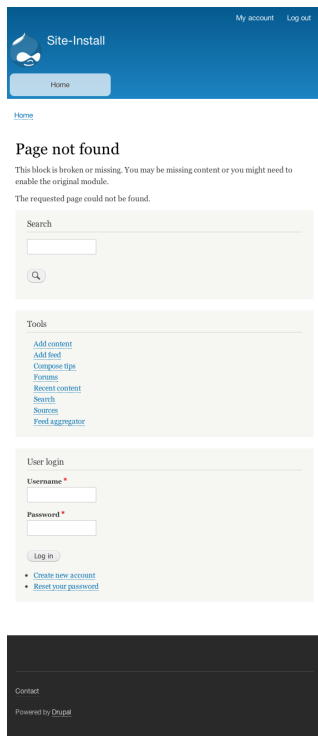
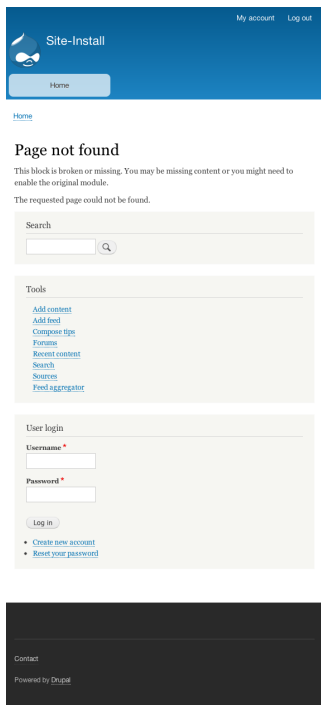
### Report

```

failed
{
  "isSameDimensions":
false,

"dimensionDifference":
{
  "width": 0,
  "height": 66
},

```



```
"misMatchPercentage":
"12.14",
"analysisTime": 624
}
```

### Node preview body

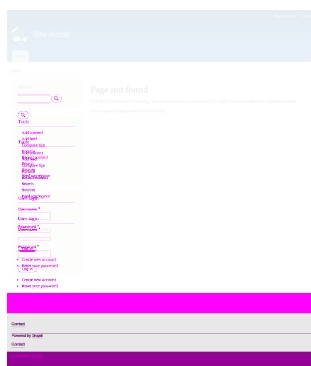
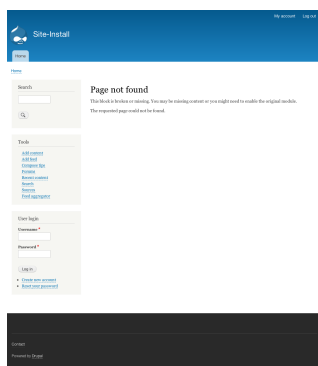
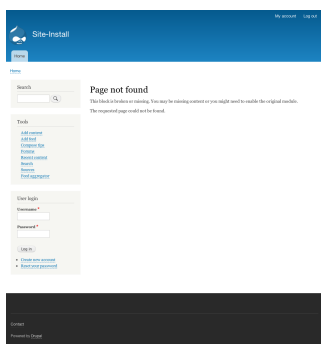
7\_0\_body\_2\_wide.png

### Reference

### Test

### Diff

### Report



```
failed
{
  "isSameDimensions":
false,
"dimensionDifference":
{
  "width": 0,
  "height": -66
},
"misMatchPercentage":
"12.49",
"analysisTime": 885
}
```

### Actions body


8\_0\_body\_0\_narrow.png

### Reference

### Test

### Diff

### Report



```
failed
{
```

There are two types of actions: simple and adva Simple actions do not require any additional configuration and are listed here automatically. Advanced actions need to be created and config before they can be used because they have opti need to be specified; for example, sending an ei specified address or unpublishing content cont: certain words. To create an advanced action, sel action from the drop-down list in the advanced section below and click the Create button.

This block is broken or missing. You may be mi content or you might need to enable the origina module.

Available actions:

Table with 3 columns: ACTION TYPE, LABEL, OPERATIONS. Rows include comment actions (Publish, Save, Unpublish), node actions (Delete, Make sticky/unsticky, Promote, Publish, Remove, Save, Unpublish), and user actions (Add Administrator, Block, Cancel, Remove Administrator, Unblock).

CREATE AN ADVANCED ACTION section with a dropdown 'Choose an advanced action' and a 'Create' button.

User login

User login form with fields for Username and Password, and a Log in button.

- Create new account
• Reset your password

There are two types of actions: simple and adva Simple actions do not require any additional configuration and are listed here automatically. Advanced actions need to be created and config before they can be used because they have opti need to be specified; for example, sending an ei specified address or unpublishing content cont: certain words. To create an advanced action, sel action from the drop-down list in the advanced section below and click the Create button.

This block is broken or missing. You may be mi content or you might need to enable the origina module.

Available actions:

Table with 3 columns: ACTION TYPE, LABEL, OPERATIONS. Rows include comment actions (Publish, Save, Unpublish), node actions (Delete, Make sticky/unsticky, Promote, Publish, Remove, Save, Unpublish), and user actions (Add Administrator, Block, Cancel, Remove Administrator, Unblock).

CREATE AN ADVANCED ACTION section with a dropdown 'Choose an advanced action' and a 'Create' button.

User login

User login form with fields for Username and Password, and a Log in button.

- Create new account
• Reset your password

There are two types of actions: simple and adva Simple actions do not require any additional configuration and are listed here automatically. Advanced actions need to be created and config before they can be used because they have opti need to be specified; for example, sending an ei specified address or unpublishing content cont: certain words. To create an advanced action, sel action from the drop-down list in the advanced section below and click the Create button.

This block is broken or missing. You may be mi content or you might need to enable the origina module.

Available actions:

Table with 3 columns: ACTION TYPE, LABEL, OPERATIONS. Rows include comment actions (Publish, Save, Unpublish), node actions (Delete, Make sticky/unsticky, Promote, Publish, Remove, Save, Unpublish), and user actions (Add Administrator, Block, Cancel, Remove Administrator, Unblock).

CREATE AN ADVANCED ACTION section with a dropdown 'Choose an advanced action' and a 'Create' button.

User login form with fields for Username and Password, and a Log in button.

- Create new account
• Reset your password
• Reset your password

```
"isSameDimensions":
false,
"dimensionDifference":
{
  "width": 0,
  "height": 22
},
"misMatchPercentage":
"4.76",
"analysisTime": 504
}
```

# Actions body

# 8\_0\_body\_1\_medium.png

## Reference

**Actions** ☆

Home » Administration » Configuration » System

There are two types of actions: simple and advanced. Simple actions do not require any additional configuration and are listed here automatically. Advanced actions need to be created and configured before they can be used because they have options that need to be specified, for example, sending an email to a specified address or unpublishing content containing certain words. To create an advanced action, select the action from the drop-down list in the advanced action section below and click the Create button.

This block is broken or missing. You may be missing content or you might need to enable the original module.

**Available actions:**

ACTION TYPE	LABEL	OPERATIONS
comment	Publish comment	<a href="#">Translate</a>
comment	Save comment	<a href="#">Translate</a>
comment	Unpublish comment	<a href="#">Translate</a>
node	Delete content	<a href="#">Translate</a>
node	Make content sticky	<a href="#">Translate</a>
node	Make content unsticky	<a href="#">Translate</a>
node	Promote content to front page	<a href="#">Translate</a>
node	Publish content	<a href="#">Translate</a>
node	Remove content from front page	<a href="#">Translate</a>
node	Save content	<a href="#">Translate</a>
node	Unpublish content	<a href="#">Translate</a>
user	Add the Administrator role to the selected users	<a href="#">Configure</a>
user	Block the selected user(s)	<a href="#">Translate</a>
user	Cancel the selected user account(s)	<a href="#">Translate</a>
user	Remove the Administrator role from the selected users	<a href="#">Configure</a>
user	Unblock the selected user(s)	<a href="#">Translate</a>

**CREATE AN ADVANCED ACTION**  
Choose an advanced action  [Create](#)

**User login**  
Username \*   
Password \*   
[Log in](#)

- [Create new account](#)
- [Reset your password](#)

## Test

**Actions** ☆

Home » Administration » Configuration » System

There are two types of actions: simple and advanced. Simple actions do not require any additional configuration and are listed here automatically. Advanced actions need to be created and configured before they can be used because they have options that need to be specified, for example, sending an email to a specified address or unpublishing content containing certain words. To create an advanced action, select the action from the drop-down list in the advanced action section below and click the Create button.

This block is broken or missing. You may be missing content or you might need to enable the original module.

**Available actions:**

ACTION TYPE	LABEL	OPERATIONS
comment	Publish comment	<a href="#">Translate</a>
comment	Save comment	<a href="#">Translate</a>
comment	Unpublish comment	<a href="#">Translate</a>
node	Delete content	<a href="#">Translate</a>
node	Make content sticky	<a href="#">Translate</a>
node	Make content unsticky	<a href="#">Translate</a>
node	Promote content to front page	<a href="#">Translate</a>
node	Publish content	<a href="#">Translate</a>
node	Remove content from front page	<a href="#">Translate</a>
node	Save content	<a href="#">Translate</a>
node	Unpublish content	<a href="#">Translate</a>
user	Add the Administrator role to the selected users	<a href="#">Configure</a>
user	Block the selected user(s)	<a href="#">Translate</a>
user	Cancel the selected user account(s)	<a href="#">Translate</a>
user	Remove the Administrator role from the selected users	<a href="#">Configure</a>
user	Unblock the selected user(s)	<a href="#">Translate</a>

**CREATE AN ADVANCED ACTION**  
Choose an advanced action  [Create](#)

**User login**  
Username \*   
Password \*   
[Log in](#)

- [Create new account](#)
- [Reset your password](#)

## Diff

**Actions** ☆

Home » Administration » Configuration » System

There are two types of actions: simple and advanced. Simple actions do not require any additional configuration and are listed here automatically. Advanced actions need to be created and configured before they can be used because they have options that need to be specified, for example, sending an email to a specified address or unpublishing content containing certain words. To create an advanced action, select the action from the drop-down list in the advanced action section below and click the Create button.

This block is broken or missing. You may be missing content or you might need to enable the original module.

**Available actions:**

ACTION TYPE	LABEL	OPERATIONS
comment	Publish comment	<a href="#">Translate</a>
comment	Save comment	<a href="#">Translate</a>
comment	Unpublish comment	<a href="#">Translate</a>
node	Delete content	<a href="#">Translate</a>
node	Make content sticky	<a href="#">Translate</a>
node	Make content unsticky	<a href="#">Translate</a>
node	Promote content to front page	<a href="#">Translate</a>
node	Publish content	<a href="#">Translate</a>
node	Remove content from front page	<a href="#">Translate</a>
node	Save content	<a href="#">Translate</a>
node	Unpublish content	<a href="#">Translate</a>
user	Add the Administrator role to the selected users	<a href="#">Configure</a>
user	Block the selected user(s)	<a href="#">Translate</a>
user	Cancel the selected user account(s)	<a href="#">Translate</a>
user	Remove the Administrator role from the selected users	<a href="#">Configure</a>
user	Unblock the selected user(s)	<a href="#">Translate</a>

**CREATE AN ADVANCED ACTION**  
Choose an advanced action  [Create](#)

**User login**  
Username \*   
Password \*   
[Log in](#)

- [Create new account](#)
- [Reset your password](#)

## Report

```
failed
{
  "isSameDimensions":
false,
"dimensionDifference":
{
  "width": 0,
  "height": -22
},
"misMatchPercentage":
"5.88",
"analysisTime": 681
}
```

# Actions body

# 8\_0\_body\_2\_wide.png

## Reference

**Actions** ☆

Home » Administration » Configuration » System

There are two types of actions: simple and advanced. Simple actions do not require any additional configuration and are listed here automatically. Advanced actions need to be created and configured before they can be used because they have options that need to be specified, for example, sending an email to a specified address or unpublishing content containing certain words. To create an advanced action, select the action from the drop-down list in the advanced action section below and click the Create button.

This block is broken or missing. You may be missing content or you might need to enable the original module.

**Available actions:**

ACTION TYPE	LABEL	OPERATIONS
comment	Publish comment	<a href="#">Translate</a>
comment	Save comment	<a href="#">Translate</a>
comment	Unpublish comment	<a href="#">Translate</a>
node	Delete content	<a href="#">Translate</a>
node	Make content sticky	<a href="#">Translate</a>
node	Make content unsticky	<a href="#">Translate</a>
node	Promote content to front page	<a href="#">Translate</a>
node	Publish content	<a href="#">Translate</a>
node	Remove content from front page	<a href="#">Translate</a>
node	Save content	<a href="#">Translate</a>
node	Unpublish content	<a href="#">Translate</a>
user	Add the Administrator role to the selected users	<a href="#">Configure</a>
user	Block the selected user(s)	<a href="#">Translate</a>
user	Cancel the selected user account(s)	<a href="#">Translate</a>
user	Remove the Administrator role from the selected users	<a href="#">Configure</a>
user	Unblock the selected user(s)	<a href="#">Translate</a>

**CREATE AN ADVANCED ACTION**  
Choose an advanced action  [Create](#)

**User login**  
Username \*   
Password \*   
[Log in](#)

- [Create new account](#)
- [Reset your password](#)

## Test

**Actions** ☆

Home » Administration » Configuration » System

There are two types of actions: simple and advanced. Simple actions do not require any additional configuration and are listed here automatically. Advanced actions need to be created and configured before they can be used because they have options that need to be specified, for example, sending an email to a specified address or unpublishing content containing certain words. To create an advanced action, select the action from the drop-down list in the advanced action section below and click the Create button.

This block is broken or missing. You may be missing content or you might need to enable the original module.

**Available actions:**

ACTION TYPE	LABEL	OPERATIONS
comment	Publish comment	<a href="#">Translate</a>
comment	Save comment	<a href="#">Translate</a>
comment	Unpublish comment	<a href="#">Translate</a>
node	Delete content	<a href="#">Translate</a>
node	Make content sticky	<a href="#">Translate</a>
node	Make content unsticky	<a href="#">Translate</a>
node	Promote content to front page	<a href="#">Translate</a>
node	Publish content	<a href="#">Translate</a>
node	Remove content from front page	<a href="#">Translate</a>
node	Save content	<a href="#">Translate</a>
node	Unpublish content	<a href="#">Translate</a>
user	Add the Administrator role to the selected users	<a href="#">Configure</a>
user	Block the selected user(s)	<a href="#">Translate</a>
user	Cancel the selected user account(s)	<a href="#">Translate</a>
user	Remove the Administrator role from the selected users	<a href="#">Configure</a>
user	Unblock the selected user(s)	<a href="#">Translate</a>

**CREATE AN ADVANCED ACTION**  
Choose an advanced action  [Create](#)

**User login**  
Username \*   
Password \*   
[Log in](#)

- [Create new account](#)
- [Reset your password](#)

## Diff

**Actions** ☆

Home » Administration » Configuration » System

There are two types of actions: simple and advanced. Simple actions do not require any additional configuration and are listed here automatically. Advanced actions need to be created and configured before they can be used because they have options that need to be specified, for example, sending an email to a specified address or unpublishing content containing certain words. To create an advanced action, select the action from the drop-down list in the advanced action section below and click the Create button.

This block is broken or missing. You may be missing content or you might need to enable the original module.

**Available actions:**

ACTION TYPE	LABEL	OPERATIONS
comment	Publish comment	<a href="#">Translate</a>
comment	Save comment	<a href="#">Translate</a>
comment	Unpublish comment	<a href="#">Translate</a>
node	Delete content	<a href="#">Translate</a>
node	Make content sticky	<a href="#">Translate</a>
node	Make content unsticky	<a href="#">Translate</a>
node	Promote content to front page	<a href="#">Translate</a>
node	Publish content	<a href="#">Translate</a>
node	Remove content from front page	<a href="#">Translate</a>
node	Save content	<a href="#">Translate</a>
node	Unpublish content	<a href="#">Translate</a>
user	Add the Administrator role to the selected users	<a href="#">Configure</a>
user	Block the selected user(s)	<a href="#">Translate</a>
user	Cancel the selected user account(s)	<a href="#">Translate</a>
user	Remove the Administrator role from the selected users	<a href="#">Configure</a>
user	Unblock the selected user(s)	<a href="#">Translate</a>

**CREATE AN ADVANCED ACTION**  
Choose an advanced action  [Create](#)

**User login**  
Username \*   
Password \*   
[Log in](#)

- [Create new account](#)
- [Reset your password](#)

## Report

```
failed
{
  "isSameDimensions":
false,
"dimensionDifference":
{
  "width": 0,
  "height": -42
},
"misMatchPercentage":
"4.02",
"analysisTime": 1192
}
```

