

BackstopJS Report

Passed **11** Failed **25** 36 of 36 14.36s

<i>failed</i>	actions body 0_0_body_0_narrow.png
<i>failed</i>	actions body 0_0_body_1_medium.png
<i>failed</i>	actions body 0_0_body_2_wide.png
<i>failed</i>	Comments body 1_0_body_0_narrow.png
<i>failed</i>	Comments body 1_0_body_1_medium.png
<i>failed</i>	Comments body 1_0_body_2_wide.png
<i>failed</i>	Image field body 2_0_body_0_narrow.png
<i>failed</i>	Image field body 2_0_body_1_medium.png
<i>failed</i>	Image field body 2_0_body_2_wide.png
<i>failed</i>	Translate body 3_0_body_0_narrow.png
<i>failed</i>	Translate body 3_0_body_1_medium.png
<i>failed</i>	Translate body 3_0_body_2_wide.png
<i>failed</i>	Add article body 4_0_body_0_narrow.png
<i>failed</i>	Add article body 4_0_body_1_medium.png
<i>failed</i>	Add article body 4_0_body_2_wide.png
<i>failed</i>	DBlog body 5_0_body_0_narrow.png
<i>passed</i>	DBlog body 5_0_body_1_medium.png
<i>passed</i>	DBlog body 5_0_body_2_wide.png
<i>failed</i>	Traslate node body 6_0_body_0_narrow.png
<i>failed</i>	Traslate node body 6_0_body_1_medium.png
<i>failed</i>	Traslate node body 6_0_body_2_wide.png
<i>failed</i>	Node preview body 7_0_body_0_narrow.png
<i>failed</i>	Node preview body 7_0_body_1_medium.png
<i>failed</i>	Node preview body 7_0_body_2_wide.png
<i>failed</i>	Actions body 8_0_body_0_narrow.png
<i>failed</i>	Actions body 8_0_body_1_medium.png
<i>failed</i>	Actions body 8_0_body_2_wide.png
<i>passed</i>	Manage fields body 9_0_body_0_narrow.png

passed Manage fields body 9_0_body_1_medium.png
passed Manage fields body 9_0_body_2_wide.png
passed Edit field body 10_0_body_0_narrow.png
passed Edit field body 10_0_body_1_medium.png
passed Edit field body 10_0_body_2_wide.png
passed Field settings body 11_0_body_0_narrow.png
passed Field settings body 11_0_body_1_medium.png
passed Field settings body 11_0_body_2_wide.png

status filter failed ▾

actions body

0_0_body_0_narrow.png

Reference

Test

Diff

Report

```
failed
{
  "isSameDimensions":
false,

  "dimensionDifference":
{
  "width": 0,
  "height": 31
},

  "misMatchPercentage":
"6.05",
  "analysisTime": 177
}
```

Actions ☆

Home » Administration » Configuration » System

There are two types of actions: simple and advanced. Simple actions do not require any additional configuration and are listed here automatically. Advanced actions need to be created and configured before they can be used because they have options that need to be specified; for example, sending an email to a specified address or unpublishing content containing certain words. To create an advanced action, select an action from the drop-down list in the advanced action section below and click the **Create** button.

Available actions:

ACTION TYPE	LABEL	OPERATIONS
comment	Publish comment	<input type="button" value="Translate"/>
comment	Save comment	<input type="button" value="Translate"/>
comment	Unpublish comment	<input type="button" value="Translate"/>
node	Delete content	<input type="button" value="Translate"/>
node	Make content sticky	<input type="button" value="Translate"/>
node	Make content unsticky	<input type="button" value="Translate"/>
node	Promote content to front page	<input type="button" value="Translate"/>
node	Publish content	<input type="button" value="Translate"/>
node	Remove content from front page	<input type="button" value="Translate"/>
node	Save content	<input type="button" value="Translate"/>
node	Unpublish content	<input type="button" value="Translate"/>
user	Add the Administrator role to the selected users	<input type="button" value="Configure"/> ▾
user	Block the selected user(s)	<input type="button" value="Translate"/>
user	Cancel the selected user account(s)	<input type="button" value="Translate"/>
user	Remove the Administrator role from the selected users	<input type="button" value="Configure"/> ▾
user	Unblock the selected user(s)	<input type="button" value="Translate"/>
▼ CREATE AN ADVANCED ACTION		
<input type="button" value="Choose an advanced action"/> ▾		<input type="button" value="Create"/>

Actions ☆

Home » Administration » Configuration » System

There are two types of actions: simple and advanced. Simple actions do not require any additional configuration and are listed here automatically. Advanced actions need to be created and configured before they can be used because they have options that need to be specified; for example, sending an email to a specified address or unpublishing content containing certain words. To create an advanced action, select the action from the drop-list in the advanced action section below and click the **Create** button.

Available actions:

ACTION TYPE	LABEL	OPERATIONS
comment	Publish comment	<input type="button" value="Translate"/>
comment	Save comment	<input type="button" value="Translate"/>
comment	Unpublish comment	<input type="button" value="Translate"/>
node	Delete content	<input type="button" value="Translate"/>
node	Make content sticky	<input type="button" value="Translate"/>
node	Make content unsticky	<input type="button" value="Translate"/>
node	Promote content to front page	<input type="button" value="Translate"/>
node	Publish content	<input type="button" value="Translate"/>
node	Remove content from front page	<input type="button" value="Translate"/>
node	Save content	<input type="button" value="Translate"/>
node	Unpublish content	<input type="button" value="Translate"/>
user	Add the Administrator role to the selected users	<input type="button" value="Configure"/> ▾
user	Block the selected user(s)	<input type="button" value="Translate"/>
user	Cancel the selected user account(s)	<input type="button" value="Translate"/>
user	Remove the Administrator role from the selected users	<input type="button" value="Configure"/> ▾
user	Unblock the selected user(s)	<input type="button" value="Translate"/>
▼ CREATE AN ADVANCED ACTION		
<input type="button" value="Choose an advanced action"/>		<input type="button" value="Create"/>

Actions ☆

Home » Administration » Configuration » System

There are two types of actions: simple and advanced. Simple actions do not require any additional configuration and are listed here automatically. Advanced actions need to be created and configured before they can be used because they have options that need to be specified; for example, sending an email to a specified address or unpublishing content containing certain words. To create an advanced action, select an action from the drop-down list in the advanced action section below and click the **Create** button.

Available actions:

ACTION TYPE	LABEL	OPERATIONS
comment	Publish comment	<input type="button" value="Translate"/>
comment	Save comment	<input type="button" value="Translate"/>
comment	Unpublish comment	<input type="button" value="Translate"/>
node	Delete content	<input type="button" value="Translate"/>
node	Make content sticky	<input type="button" value="Translate"/>
node	Make content unsticky	<input type="button" value="Translate"/>
node	Promote content to front page	<input type="button" value="Translate"/>
node	Publish content	<input type="button" value="Translate"/>
node	Remove content from front page	<input type="button" value="Translate"/>
node	Save content	<input type="button" value="Translate"/>
node	Unpublish content	<input type="button" value="Translate"/>
user	Add the Administrator role to the selected users	<input type="button" value="Configure"/> ▾
user	Block the selected user(s)	<input type="button" value="Translate"/>
user	Cancel the selected user account(s)	<input type="button" value="Translate"/>
user	Remove the Administrator role from the selected users	<input type="button" value="Configure"/> ▾
user	Unblock the selected user(s)	<input type="button" value="Translate"/>
▼ CREATE AN ADVANCED ACTION		
<input type="button" value="Choose an advanced action"/> ▾		<input type="button" value="Create"/>

actions body

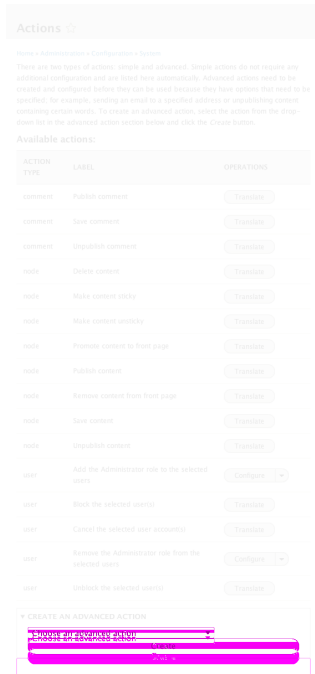
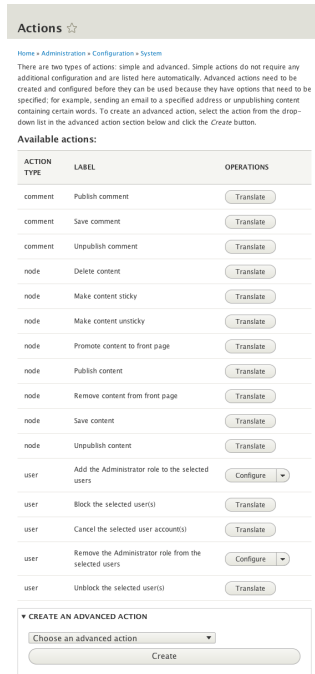
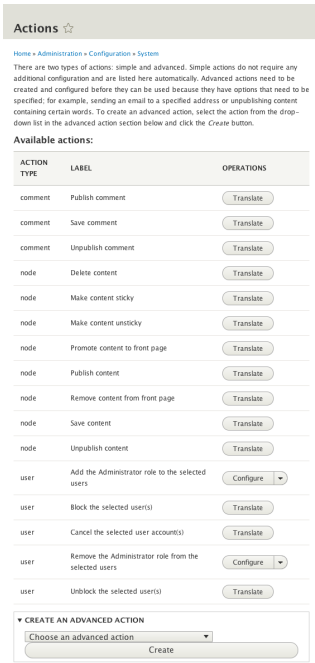
0_0_body_1_medium.png

Reference

Test

Diff

Report



```
failed
{
  "isSameDimensions":
false,
"dimensionDifference":
{
  "width": 0,
  "height": 31
},
"misMatchPercentage":
"5.09",
"analysisTime": 129
}
```

actions body

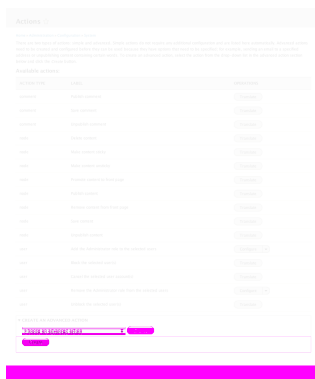
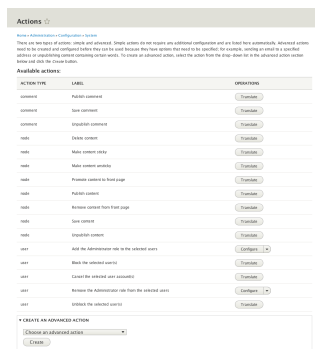
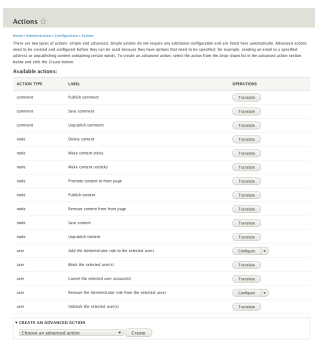
0_0_body_2_wide.png

Reference

Test

Diff

Report



```
failed
{
  "isSameDimensions":
false,
"dimensionDifference":
{
  "width": 0,
  "height": -51
},
"misMatchPercentage":
"5.08",
"analysisTime": 359
}
```

Comments body

1_0_body_0_narrow.png

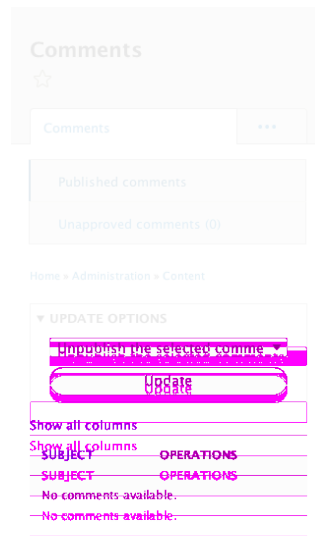
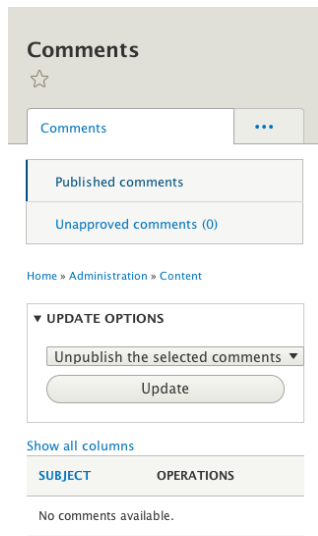
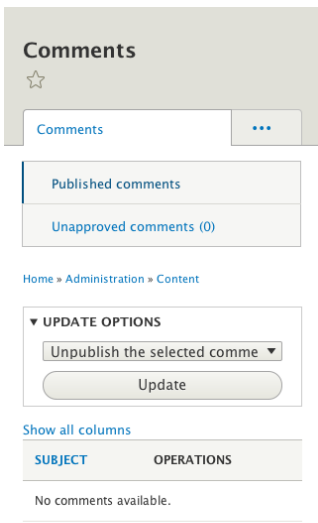
Reference

Test

Diff

Report

failed



```
{
  "isSameDimensions":
false,
"dimensionDifference":
{
  "width": 0,
  "height": 21
},
"misMatchPercentage":
"10.47",
  "analysisTime": 40
}
```

Comments body

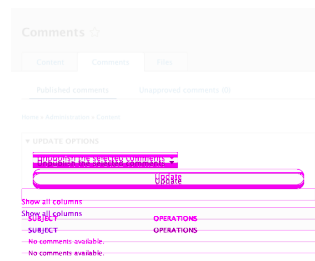
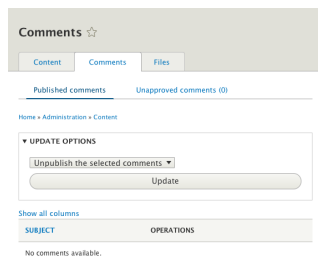
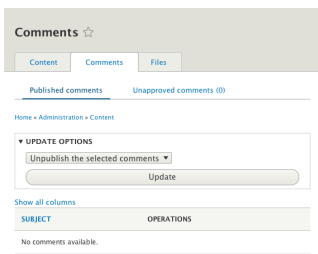
1_0_body_1_medium.png

Reference

Test

Diff

Report



```
failed
{
  "isSameDimensions":
false,
"dimensionDifference":
{
  "width": 0,
  "height": -21
},
"misMatchPercentage":
"10.00",
  "analysisTime": 88
}
```

Comments body

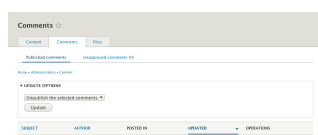
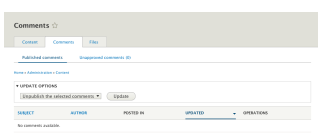
1_0_body_2_wide.png

Reference

Test

Diff

Report



```
failed
{
  "isSameDimensions":
false,
```

```

"dimensionDifference":
{
  "width": 0,
  "height": 51
},

"misMatchPercentage":
"13.41",
  "analysisTime": 148
}

```

Image field body

2_0_body_0_narrow.png

Reference

Test

Diff

Report

Image settings for Article

☆

[Edit](#) [...](#)

[Home](#) » [Administration](#) » [Structure](#) » [Content types](#) » [Article](#) » [Manage fields](#)

Label *

Image

Help text

Instructions to present to the user below this field on the editing form.

Allowed HTML tags: <a> <big> <code> <i> <ins> <pre> <q> <small> <sub> <sup> <tt> <p>

This field supports tokens.

Required field

Users may translate this field

To configure translation for this field, [enable language support](#) for this type.

▼ DEFAULT IMAGE

If no image is uploaded, this image will be shown on display and will override the field's default image.

Image

[Choose File](#) No file selected

Image to be shown if no image is uploaded.

Alternative text

This text will be used by screen readers, search engines, and when the image cannot be loaded.

Title

The title attribute is used as a tooltip when the mouse hovers over the image.

Allowed file extensions *

png, gif, jpg, jpeg

Separate extensions with a space or comma and do not include the leading dot.

File directory

field/image

Optional subdirectory within the upload destination where files will be stored. Do not include preceding or trailing slashes.

Maximum image resolution

× pixels

Image settings for Article

☆

[Edit](#) [...](#)

[Home](#) » [Administration](#) » [Structure](#) » [Content types](#) » [Article](#) » [Manage fields](#)

Label *

Image

Help text

Instructions to present to the user below this field on the editing form.

Allowed HTML tags: <a> <big> <code> <i> <ins> <pre> <q> <small> <sub> <sup> <tt> <p>

This field supports tokens.

Required field

Users may translate this field

To configure translation for this field, [enable language support](#) for this type.

▼ DEFAULT IMAGE

If no image is uploaded, this image will be shown on display and will override the field's default image.

Image

[Choose File](#) No file selected

Image to be shown if no image is uploaded.

Alternative text

This text will be used by screen readers, search engines, and when the image cannot be loaded.

Title

The title attribute is used as a tooltip when the mouse hovers over the image.

Allowed file extensions *

png, gif, jpg, jpeg

Separate extensions with a space or comma and do not include the leading dot.

File directory

field/image

Optional subdirectory within the upload destination where files will be stored. Do not include preceding or trailing slashes.

Maximum image resolution

× pixels

Image settings for Article

☆

[Edit](#) [...](#)

[Home](#) » [Administration](#) » [Structure](#) » [Content types](#) » [Article](#) » [Manage fields](#)

Label *

Image

Help text

Instructions to present to the user below this field on the editing form.

Allowed HTML tags: <a> <big> <code> <i> <ins> <pre> <q> <small> <sub> <sup> <tt> <p>

This field supports tokens.

Required field

Users may translate this field

To configure translation for this field, [enable language support](#) for this type.

▼ DEFAULT IMAGE

If no image is uploaded, this image will be shown on display and will override the field's default image.

Image

[Choose File](#) No file selected

Image to be shown if no image is uploaded.

Alternative text

This text will be used by screen readers, search engines, and when the image cannot be loaded.

Title

The title attribute is used as a tooltip when the mouse hovers over the image.

Allowed file extensions *

png, gif, jpg, jpeg

Separate extensions with a space or comma and do not include the leading dot.

File directory

field/image

Optional subdirectory within the upload destination where files will be stored. Do not include preceding or trailing slashes.

Maximum image resolution

× pixels

failed

```

{
  "isSameDimensions":
false,

"dimensionDifference":
{
  "width": 0,
  "height": 72
},

"misMatchPercentage":
"12.58",
  "analysisTime": 199
}

```

The maximum allowed image size expressed as WIDTHxHEIGHT (e.g. 640x480). Leave blank for no restriction. If a larger image is uploaded, it will be resized to reflect the given width and height. Resizing images on upload will cause the loss of EXIF data in the image.

Minimum image resolution

x
 pixels

The minimum allowed image size expressed as WIDTHxHEIGHT (e.g. 640x480). Leave blank for no restriction. If a smaller image is uploaded, it will be rejected.

Maximum upload size

Enter a value like "512" (bytes), "80 KB" (kilobytes) or "50 MB" (megabytes) in order to restrict the allowed file size. If left empty the file sizes will be limited only by PHP's maximum post and file upload sizes (current limit 2 MB).

Enable Alt field

The alt attribute may be used by search engines, screen readers, and when the image cannot be loaded. Enabling this field is recommended.

Alt field required

Making this field required is recommended.

Enable Title field

The title attribute is used as a tooltip when the mouse hovers over the image. Enabling this field is not recommended as it can cause problems with screen readers.

Translatable elements

File

Alt

Title

Save settings

Delete

pixels

The maximum allowed image size expressed as WIDTHxHEIGHT (e.g. 640x480). Leave blank for no restriction. If a larger image is uploaded, it will be resized to reflect the given width and height. Resizing images on upload will cause the loss of EXIF data in the image.

Minimum image resolution

x
 pixels

The minimum allowed image size expressed as WIDTHxHEIGHT (e.g. 640x480). Leave blank for no restriction. If a smaller image is uploaded, it will be rejected.

Maximum upload size

Enter a value like "512" (bytes), "80 KB" (kilobytes) or "50 MB" (megabytes) in order to restrict the allowed file size. If left empty the file sizes will be limited only by PHP's maximum post and file upload sizes (current limit 2 MB).

Enable Alt field

The alt attribute may be used by search engines, screen readers, and when the image cannot be loaded. Enabling this field is recommended.

Alt field required

Making this field required is recommended.

Enable Title field

The title attribute is used as a tooltip when the mouse hovers over the image. Enabling this field is not recommended as it can cause problems with screen readers.

Translatable elements

File

Alt

Title

Save settings

Delete

The maximum allowed image size expressed as WIDTHxHEIGHT (e.g. 640x480). Leave blank for no restriction. If a larger image is uploaded, it will be resized to reflect the given width and height. Resizing images on upload will cause the loss of EXIF data in the image.

x
 pixels

The minimum allowed image size expressed as WIDTHxHEIGHT (e.g. 640x480). Leave blank for no restriction. If a smaller image is uploaded, it will be rejected.

The minimum allowed image size expressed as WIDTHxHEIGHT (e.g. 640x480). Leave blank for no restriction. If a smaller image is uploaded, it will be rejected.

Enter a value like "512" (bytes), "80 KB" (kilobytes) or "50 MB" (megabytes) in order to restrict the allowed file size. If left empty the file sizes will be limited only by PHP's maximum post and file upload sizes (current limit 2 MB, (kilobytes) or "50 MB" (megabytes) in order to

restrict the allowed file size. If left empty the file sizes will be limited only by PHP's maximum post and file upload sizes (current limit 2 MB, (kilobytes) or "50 MB" (megabytes) in order to

restrict the allowed file size. If left empty the file sizes will be limited only by PHP's maximum post and file upload sizes (current limit 2 MB, (kilobytes) or "50 MB" (megabytes) in order to

restrict the allowed file size. If left empty the file sizes will be limited only by PHP's maximum post and file upload sizes (current limit 2 MB, (kilobytes) or "50 MB" (megabytes) in order to

restrict the allowed file size. If left empty the file sizes will be limited only by PHP's maximum post and file upload sizes (current limit 2 MB, (kilobytes) or "50 MB" (megabytes) in order to

restrict the allowed file size. If left empty the file sizes will be limited only by PHP's maximum post and file upload sizes (current limit 2 MB, (kilobytes) or "50 MB" (megabytes) in order to

restrict the allowed file size. If left empty the file sizes will be limited only by PHP's maximum post and file upload sizes (current limit 2 MB, (kilobytes) or "50 MB" (megabytes) in order to

restrict the allowed file size. If left empty the file sizes will be limited only by PHP's maximum post and file upload sizes (current limit 2 MB, (kilobytes) or "50 MB" (megabytes) in order to

restrict the allowed file size. If left empty the file sizes will be limited only by PHP's maximum post and file upload sizes (current limit 2 MB, (kilobytes) or "50 MB" (megabytes) in order to

2_0_body_1_medium.png

Image field body

Reference

Test

Diff

Report

failed

```
{
  "isSameDimensions":
  false,

  "dimensionDifference":
  {
    "width": 0,
    "height": 36
  },

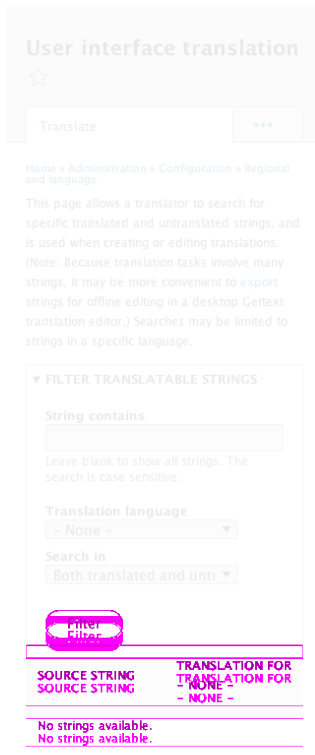
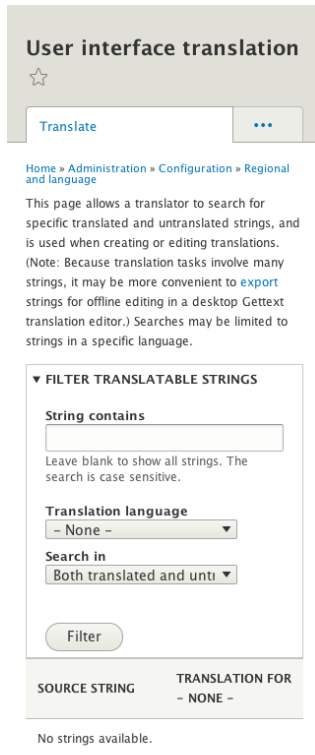
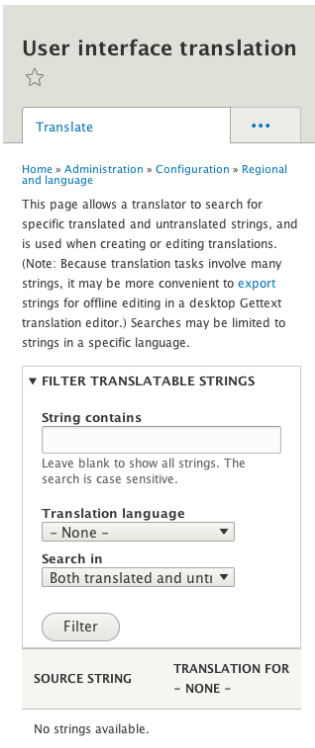
  "misMatchPercentage":
  "10.55",
  "analysisTime": 387
}
```


Reference

Test

Diff

Report



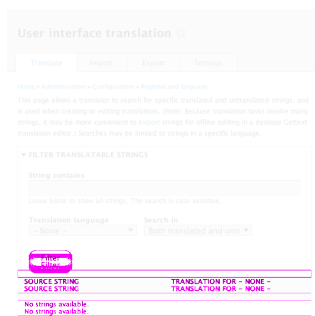
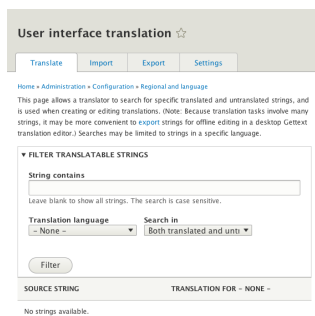
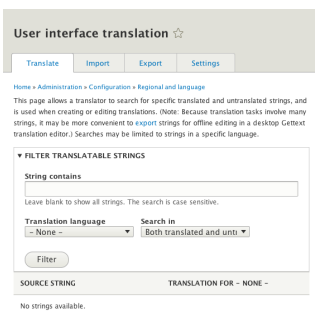
```
failed
{
  "isSameDimensions":
false,
  "dimensionDifference":
{
    "width": 0,
    "height": 13
  },
  "misMatchPercentage":
"4.39",
  "analysisTime": 60
}
```

Reference

Test

Diff

Report

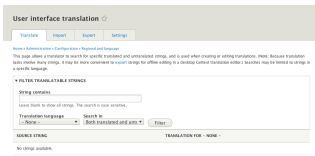


```
failed
{
  "isSameDimensions":
false,
  "dimensionDifference":
{
    "width": 0,
    "height": 13
  },
  "misMatchPercentage":
"4.63",
  "analysisTime": 73
}
```

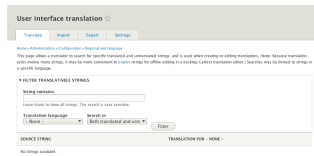
Translate body

3_0_body_2_wide.png

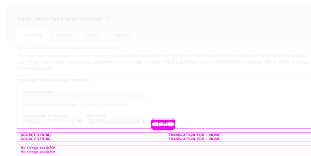
Reference



Test



Diff



Report

```
failed
{
  "isSameDimensions":
false,

"dimensionDifference":
{
  "width": 0,
  "height": 13
},

"misMatchPercentage":
"4.45",
  "analysisTime": 185
}
```

Add article body

4_0_body_0_narrow.png

Reference



Test



Diff

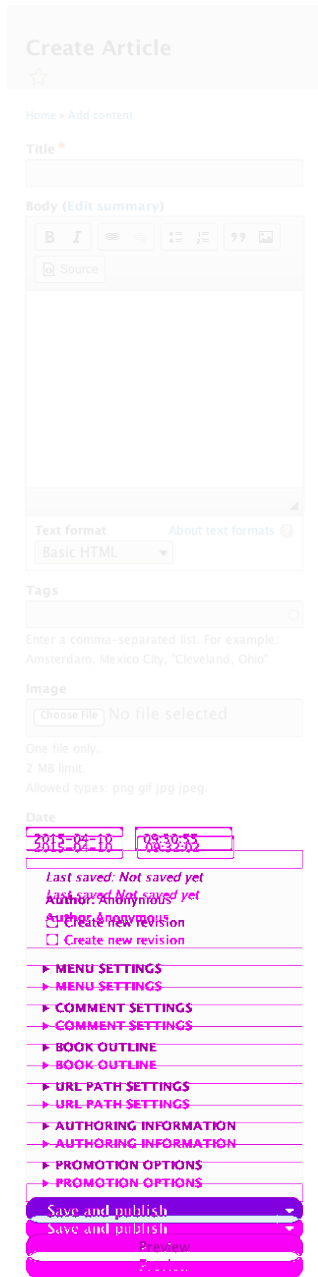
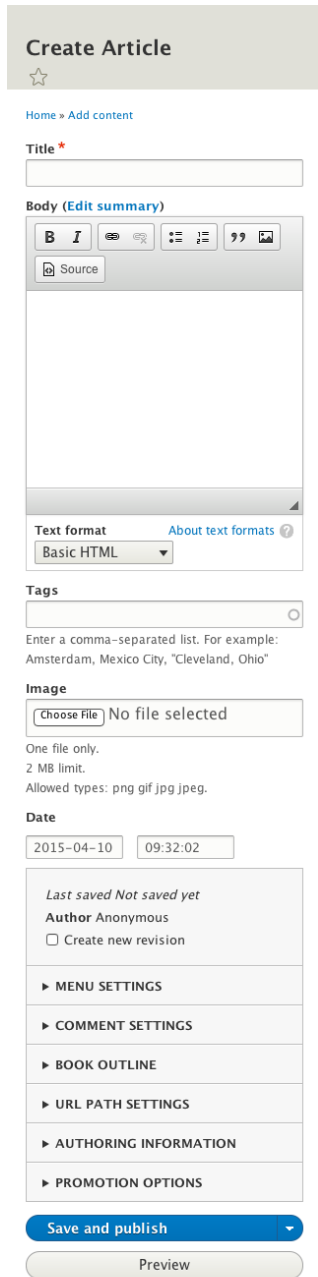
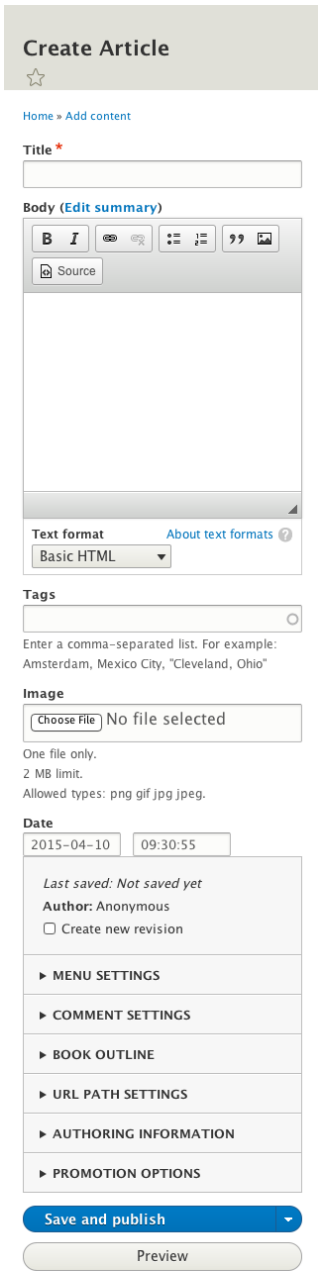


Report

```
failed
{
  "isSameDimensions":
false,

"dimensionDifference":
{
  "width": 0,
  "height": 18
},

"misMatchPercentage":
"9.50",
  "analysisTime": 61
}
```



Add article body

4_0_body_1_medium.png

Reference

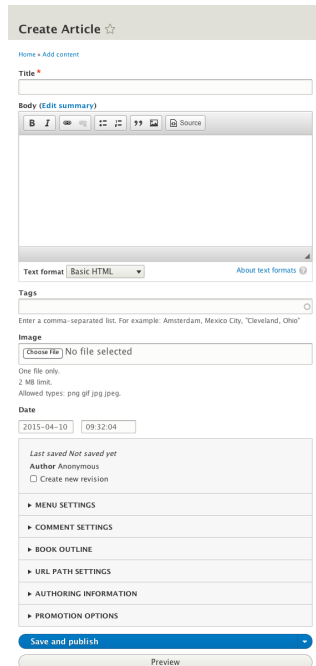
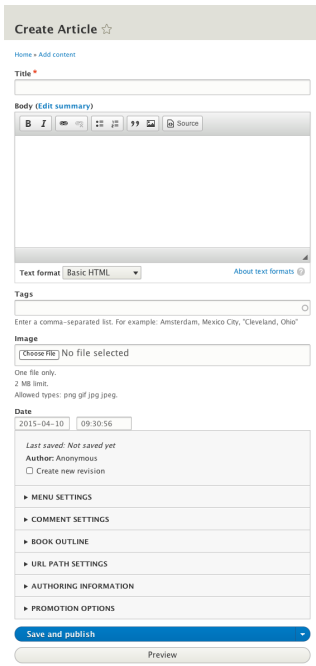
Test

Diff

Report

```
failed
{
  "isSameDimensions":
false,

"dimensionDifference":
{
  "width": 0,
  "height": 18
```



```

},
"misMatchPercentage":
"9.16",
  "analysisTime": 150
}

```

Add article body

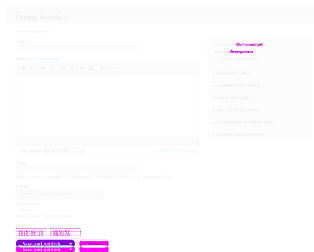
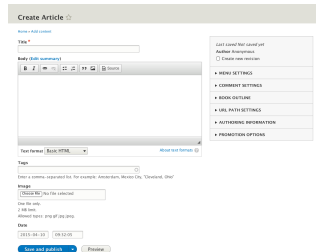
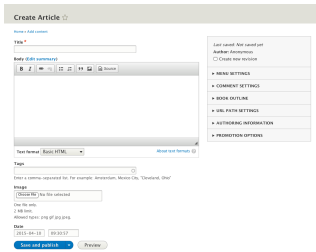
4_0_body_2_wide.png

Reference

Test

Diff

Report



```

failed
{
  "isSameDimensions":
false,
"dimensionDifference":
{
  "width": 0,
  "height": 18
},
"misMatchPercentage":
"3.44",
  "analysisTime": 176
}

```

DBlog body

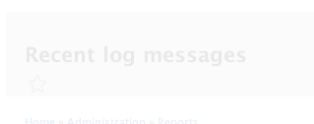
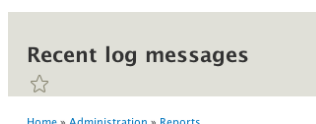
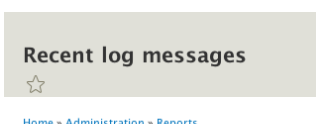
5_0_body_0_narrow.png

Reference

Test

Diff

Report



```

failed
{

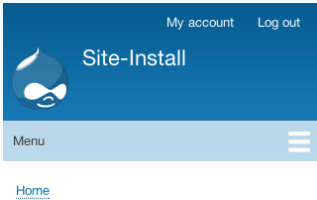
```



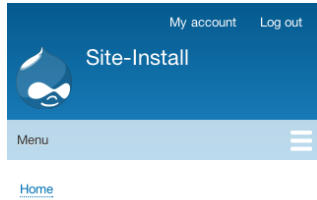

Traslate node body

6_0_body_0_narrow.png

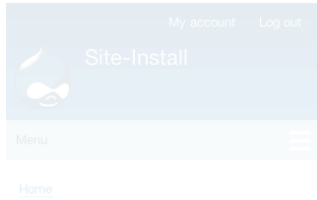
Reference



Test



Diff



Report

```

failed
{
  "isSameDimensions":
false,

"dimensionDifference":
{
  "width": 0,
  "height": 78
},

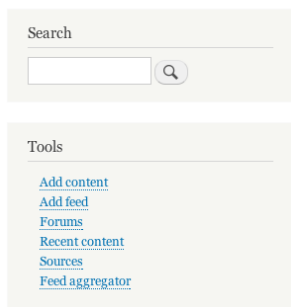
"misMatchPercentage":
"16.21",

"analysisTime": 117
}

```

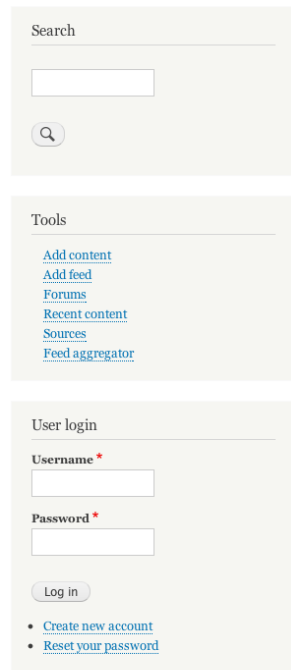
Page not found

The requested page could not be found.




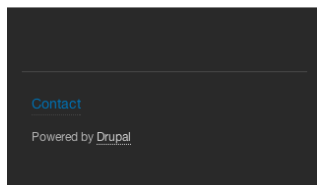
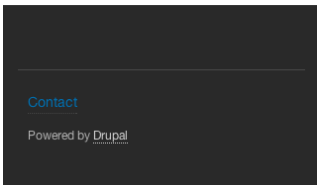
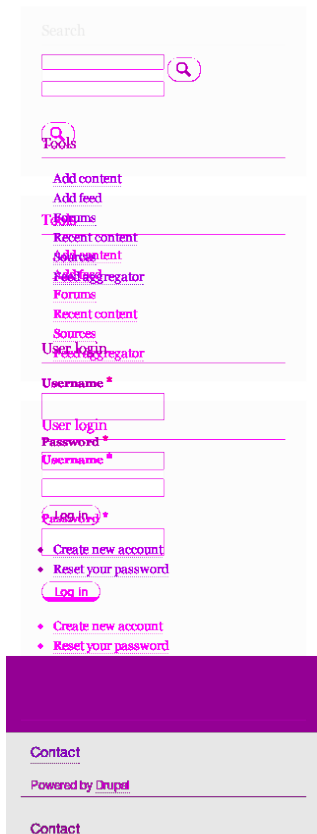
Page not found

The requested page could not be found.



Page not found

The requested page could not be found.



Traslate node body

6_0_body_1_medium.png

Reference

Test

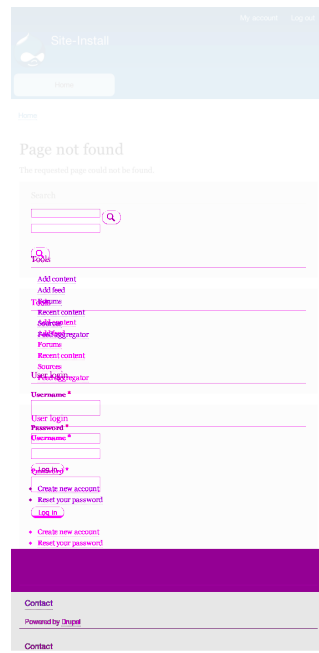
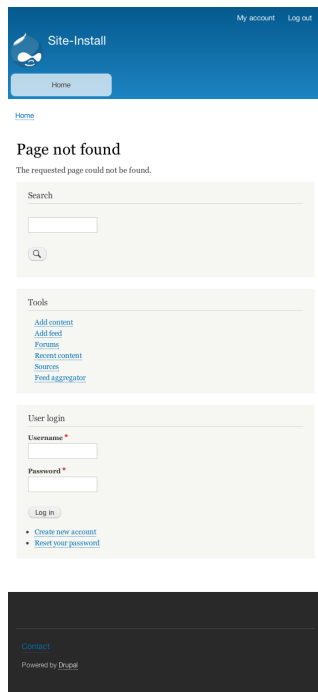
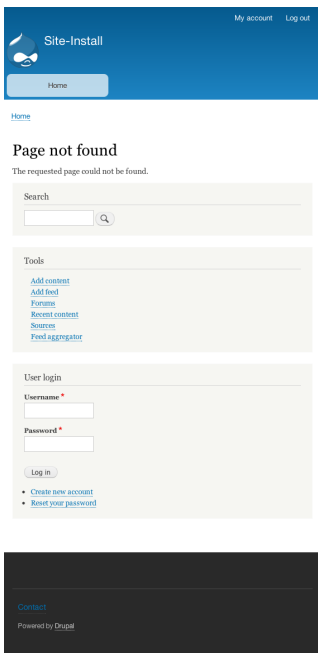
Diff

Report

```

failed
{
  "isSameDimensions":
false,

```



```
"dimensionDifference":
{
  "width": 0,
  "height": 78
},
"misMatchPercentage":
"14.76",
"analysisTime": 238
}
```

Traslate node body

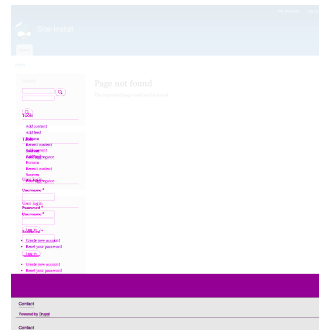
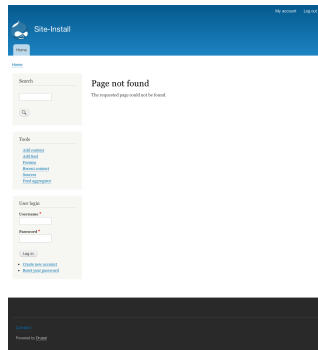
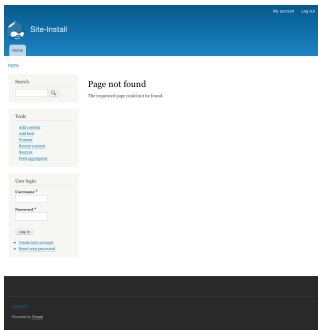
6_0_body_2_wide.png

Reference

Test

Diff

Report



```
failed
{
  "isSameDimensions":
false,
"dimensionDifference":
{
  "width": 0,
  "height": 78
},
"misMatchPercentage":
"14.93",
"analysisTime": 364
}
```

Node preview body

7_0_body_0_narrow.png

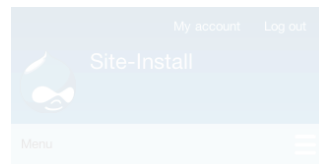
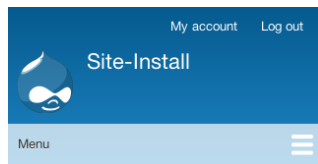
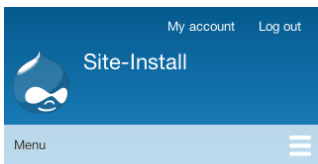
Reference

Test

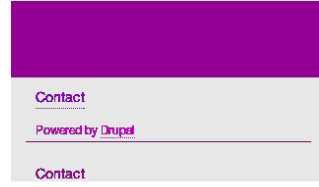
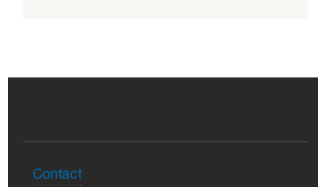
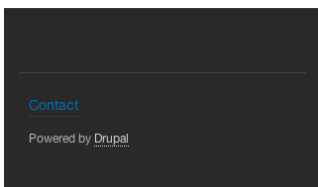
Diff

Report

```
failed
{
  "isSameDimensions":
```

```
false,  
"dimensionDifference":  
{  
  "width": 0,  
  "height": 78  
},  
"misMatchPercentage":  
"16.21",  
"analysisTime": 163  
}
```



Node preview body

7_0_body_1_medium.png

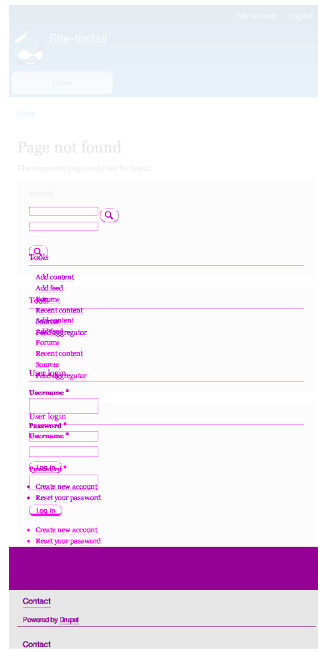
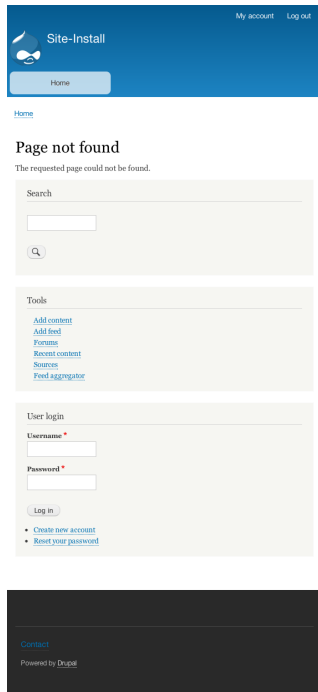
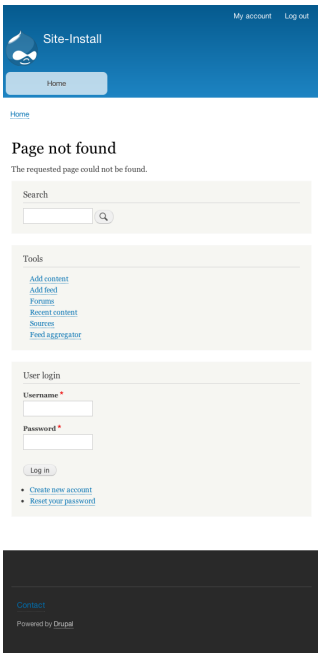
Reference

Test

Diff

Report

```
failed  
{  
  "isSameDimensions":  
false,  
"dimensionDifference":  
{  
  "width": 0,  
  "height": 78  
},  
"misMatchPercentage":  
"14.76",
```



```
"analysisTime": 213
}
```

Node preview body

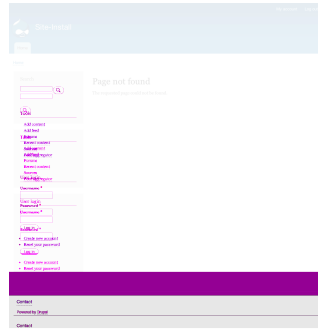
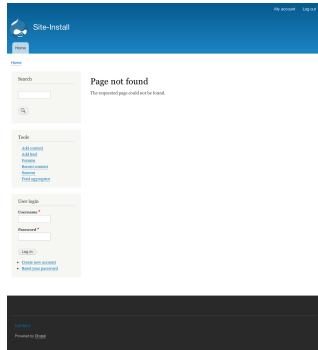
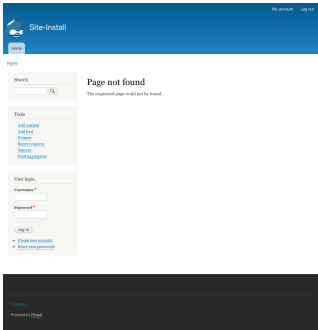
7_0_body_2_wide.png

Reference

Test

Diff

Report



```
failed
{
  "isSameDimensions":
false,
  "dimensionDifference":
{
    "width": 0,
    "height": 78
  },
  "misMatchPercentage":
"14.93",
  "analysisTime": 338
}
```

Actions body

8_0_body_0_narrow.png

Reference

Test

Diff

Report

```
failed
{
  "isSameDimensions":
```

Actions ☆

Home » Administration » Configuration » System

There are two types of actions: simple and advanced. Simple actions do not require any additional configuration and are listed here automatically.

Advanced actions need to be created and configured before they can be used because they have options that need to be specified: for example, sending an email to a specified address or unpublishing content containing certain words. To create an advanced action, select an action from the drop-down list in the advanced action section below and click the **Create** button.

Available actions:

ACTION TYPE	LABEL	OPERATIONS
comment	Publish comment	<input type="button" value="Translate"/>
comment	Save comment	<input type="button" value="Translate"/>
comment	Unpublish comment	<input type="button" value="Translate"/>
node	Delete content	<input type="button" value="Translate"/>
node	Make content sticky	<input type="button" value="Translate"/>
node	Make content unsticky	<input type="button" value="Translate"/>
node	Promote content to front page	<input type="button" value="Translate"/>
node	Publish content	<input type="button" value="Translate"/>
node	Remove content from front page	<input type="button" value="Translate"/>
node	Save content	<input type="button" value="Translate"/>
node	Unpublish content	<input type="button" value="Translate"/>
user	Add the Administrator role to the selected users	<input type="button" value="Configure"/> ▾
user	Block the selected user(s)	<input type="button" value="Translate"/>
user	Cancel the selected user account(s)	<input type="button" value="Translate"/>
user	Remove the Administrator role from the selected users	<input type="button" value="Configure"/> ▾
user	Unblock the selected user(s)	<input type="button" value="Translate"/>
▼ CREATE AN ADVANCED ACTION <input type="button" value="Choose an advanced action"/> ▾ <input type="button" value="Create"/>		

Actions ☆

Home » Administration » Configuration » System

There are two types of actions: simple and advanced. Simple actions do not require any additional configuration and are listed here automatically. Advanced actions

need to be created and configured before they can be used because they have options that need to be specified: for example, sending an email to a specified address or unpublishing content containing certain words. To create an advanced action, select the action from the drop-list in the advanced action section below and click the **Create** button.

Available actions:

ACTION TYPE	LABEL	OPERATIONS
comment	Publish comment	<input type="button" value="Translate"/>
comment	Save comment	<input type="button" value="Translate"/>
comment	Unpublish comment	<input type="button" value="Translate"/>
node	Delete content	<input type="button" value="Translate"/>
node	Make content sticky	<input type="button" value="Translate"/>
node	Make content unsticky	<input type="button" value="Translate"/>
node	Promote content to front page	<input type="button" value="Translate"/>
node	Publish content	<input type="button" value="Translate"/>
node	Remove content from front page	<input type="button" value="Translate"/>
node	Save content	<input type="button" value="Translate"/>
node	Unpublish content	<input type="button" value="Translate"/>
user	Add the Administrator role to the selected users	<input type="button" value="Configure"/> ▾
user	Block the selected user(s)	<input type="button" value="Translate"/>
user	Cancel the selected user account(s)	<input type="button" value="Translate"/>
user	Remove the Administrator role from the selected users	<input type="button" value="Configure"/> ▾
user	Unblock the selected user(s)	<input type="button" value="Translate"/>
▼ CREATE AN ADVANCED ACTION <input type="button" value="Choose an advanced action"/> ▾ <input type="button" value="Create"/>		

Actions ☆

Home » Administration » Configuration » System

There are two types of actions: simple and advanced. Simple actions do not require any additional configuration and are listed here automatically. Advanced actions

need to be created and configured before they can be used because they have options that need to be specified: for example, sending an email to a specified address or unpublishing content containing certain words. To create an advanced action, select the action from the drop-list in the advanced action section below and click the **Create** button.

Available actions:

ACTION TYPE	LABEL	OPERATIONS
comment	Publish comment	<input type="button" value="Translate"/>
comment	Save comment	<input type="button" value="Translate"/>
comment	Unpublish comment	<input type="button" value="Translate"/>
node	Delete content	<input type="button" value="Translate"/>
node	Make content sticky	<input type="button" value="Translate"/>
node	Make content unsticky	<input type="button" value="Translate"/>
node	Promote content to front page	<input type="button" value="Translate"/>
node	Publish content	<input type="button" value="Translate"/>
node	Remove content from front page	<input type="button" value="Translate"/>
node	Save content	<input type="button" value="Translate"/>
node	Unpublish content	<input type="button" value="Translate"/>
user	Add the Administrator role to the selected users	<input type="button" value="Configure"/> ▾
user	Block the selected user(s)	<input type="button" value="Translate"/>
user	Cancel the selected user account(s)	<input type="button" value="Translate"/>
user	Remove the Administrator role from the selected users	<input type="button" value="Configure"/> ▾
user	Unblock the selected user(s)	<input type="button" value="Translate"/>
▼ CREATE AN ADVANCED ACTION <input type="button" value="Choose an advanced action"/> ▾ <input type="button" value="Create"/>		

false,

```
"dimensionDifference":
{
  "width": 0,
  "height": 31
},
"misMatchPercentage":
"6.05",
"analysisTime": 206
}
```

Actions body

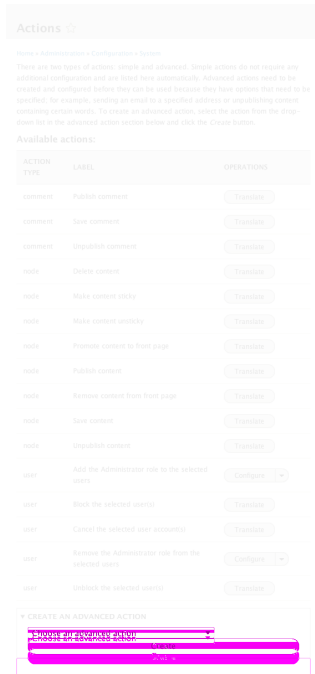
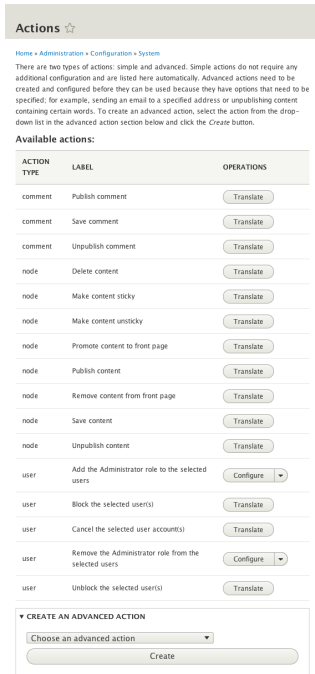
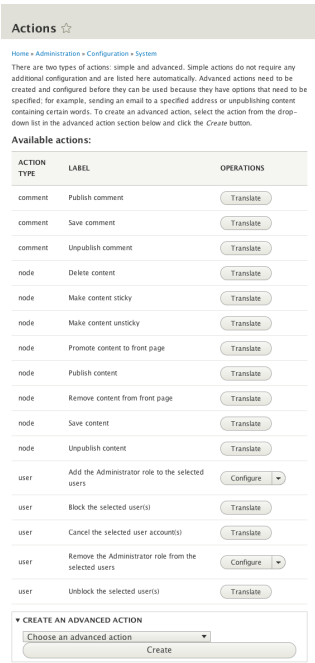
8_0_body_1_medium.png

Reference

Test

Diff

Report



failed

```
{
  "isSameDimensions":
false,
"dimensionDifference":
{
  "width": 0,
  "height": 31
},
"misMatchPercentage":
"5.09",
"analysisTime": 203
}
```

Actions body

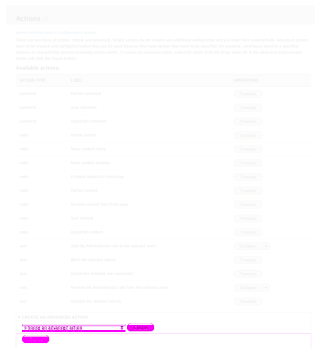
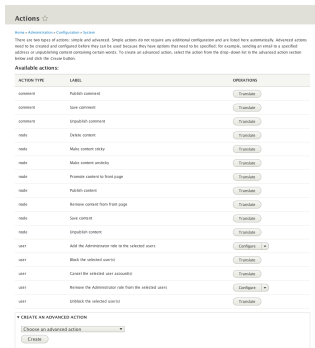
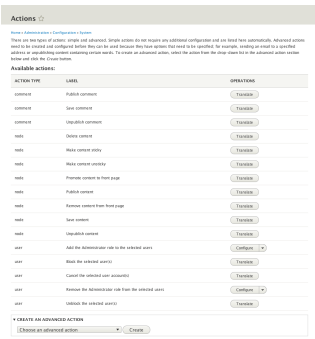
8_0_body_2_wide.png

Reference

Test

Diff

Report



failed

```
{
  "isSameDimensions":
false,
"dimensionDifference":
{
  "width": 0,
  "height": 51
},
"misMatchPercentage":
"5.08",
"analysisTime": 256
}
```

