

# BackstopJS Report

Passed **18** Failed **18** 36 of 36 10.70s

<i>failed</i>	actions body 0_0_body_0_narrow.png
<i>failed</i>	actions body 0_0_body_1_medium.png
<i>failed</i>	actions body 0_0_body_2_wide.png
<i>failed</i>	Comments body 1_0_body_0_narrow.png
<i>failed</i>	Comments body 1_0_body_1_medium.png
<i>failed</i>	Comments body 1_0_body_2_wide.png
<i>failed</i>	Image field body 2_0_body_0_narrow.png
<i>failed</i>	Image field body 2_0_body_1_medium.png
<i>failed</i>	Image field body 2_0_body_2_wide.png
<i>passed</i>	Translate body 3_0_body_0_narrow.png
<i>passed</i>	Translate body 3_0_body_1_medium.png
<i>passed</i>	Translate body 3_0_body_2_wide.png
<i>failed</i>	Add article body 4_0_body_0_narrow.png
<i>failed</i>	Add article body 4_0_body_1_medium.png
<i>failed</i>	Add article body 4_0_body_2_wide.png
<i>passed</i>	DBlog body 5_0_body_0_narrow.png
<i>passed</i>	DBlog body 5_0_body_1_medium.png
<i>passed</i>	DBlog body 5_0_body_2_wide.png
<i>passed</i>	Traslate node body 6_0_body_0_narrow.png
<i>passed</i>	Traslate node body 6_0_body_1_medium.png
<i>passed</i>	Traslate node body 6_0_body_2_wide.png
<i>passed</i>	Node preview body 7_0_body_0_narrow.png
<i>passed</i>	Node preview body 7_0_body_1_medium.png
<i>passed</i>	Node preview body 7_0_body_2_wide.png
<i>failed</i>	Actions body 8_0_body_0_narrow.png
<i>failed</i>	Actions body 8_0_body_1_medium.png
<i>failed</i>	Actions body 8_0_body_2_wide.png
<i>passed</i>	Manage fields body 9_0_body_0_narrow.png

<i>passed</i>	Manage fields body 9_0_body_1_medium.png
<i>passed</i>	Manage fields body 9_0_body_2_wide.png
<i>passed</i>	Edit field body 10_0_body_0_narrow.png
<i>passed</i>	Edit field body 10_0_body_1_medium.png
<i>passed</i>	Edit field body 10_0_body_2_wide.png
<i>failed</i>	Field settings body 11_0_body_0_narrow.png
<i>failed</i>	Field settings body 11_0_body_1_medium.png
<i>failed</i>	Field settings body 11_0_body_2_wide.png

status filter failed ▾

**actions body**

**0\_0\_body\_0\_narrow.png**

**Reference**

**Test**

**Diff**

**Report**

```

failed
{
  "isSameDimensions":
false,

  "dimensionDifference":
{
  "width": 0,
  "height": 31
},

  "misMatchPercentage":
"6.06",
  "analysisTime": 163
}

```

## Actions ☆

Home » Administration » Configuration » System

There are two types of actions: simple and advanced. Simple actions do not require any additional configuration and are listed here automatically. Advanced actions need to be created and configured before they can be used because they have options that need to be specified; for example, sending an email to a specified address or unpublishing content containing certain words. To create an advanced action, select an action from the drop-down list in the advanced action section below and click the **Create** button.

### Available actions:

ACTION TYPE	LABEL	OPERATIONS
comment	Publish comment	
comment	Save comment	
comment	Unpublish comment	
node	Delete content	
node	Make content sticky	
node	Make content unsticky	
node	Promote content to front page	
node	Publish content	
node	Remove content from front page	
node	Save content	
node	Unpublish content	
user	Add the Administrator role to the selected users	<input type="button" value="Configure"/> ▾
user	Block the selected user(s)	
user	Cancel the selected user account(s)	
user	Remove the Administrator role from the selected users	<input type="button" value="Configure"/> ▾
user	Unblock the selected user(s)	

▼ CREATE AN ADVANCED ACTION

▾

actions body

Reference

## Actions ☆

Home » Administration » Configuration » System

There are two types of actions: simple and advanced. Simple actions do not require any additional configuration and are listed here automatically. Advanced actions need to be created and configured before they can be used because they have options that need to be specified; for example, sending an email to a specified address or unpublishing content containing certain words. To create an advanced action, select the action from the drop-down list in the advanced action section below and click the **Create** button.

### Available actions:

ACTION TYPE	LABEL	OPERATIONS
comment	Publish comment	
comment	Save comment	
comment	Unpublish comment	
node	Delete content	
node	Make content sticky	
node	Make content unsticky	
node	Promote content to front page	
node	Publish content	
node	Remove content from front page	
node	Save content	
node	Unpublish content	
user	Add the Administrator role to the selected users	<input type="button" value="Configure"/> ▾
user	Block the selected user(s)	
user	Cancel the selected user account(s)	
user	Remove the Administrator role from the selected users	<input type="button" value="Configure"/> ▾
user	Unblock the selected user(s)	

▼ CREATE AN ADVANCED ACTION

▾

Test

## Actions ☆

Home » Administration » Configuration » System

There are two types of actions: simple and advanced. Simple actions do not require any additional configuration and are listed here automatically. Advanced actions need to be created and configured before they can be used because they have options that need to be specified; for example, sending an email to a specified address or unpublishing content containing certain words. To create an advanced action, select the action from the drop-down list in the advanced action section below and click the **Create** button.

### Available actions:

ACTION TYPE	LABEL	OPERATIONS
comment	Publish comment	
comment	Save comment	
comment	Unpublish comment	
node	Delete content	
node	Make content sticky	
node	Make content unsticky	
node	Promote content to front page	
node	Publish content	
node	Remove content from front page	
node	Save content	
node	Unpublish content	
user	Add the Administrator role to the selected users	<input type="button" value="Configure"/> ▾
user	Block the selected user(s)	
user	Cancel the selected user account(s)	
user	Remove the Administrator role from the selected users	<input type="button" value="Configure"/> ▾
user	Unblock the selected user(s)	

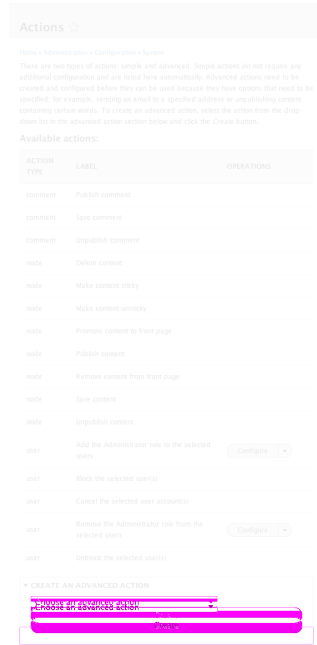
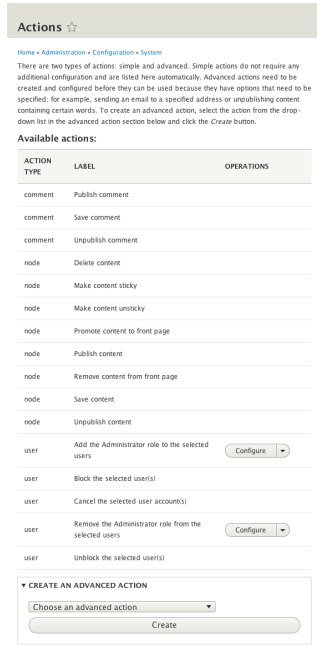
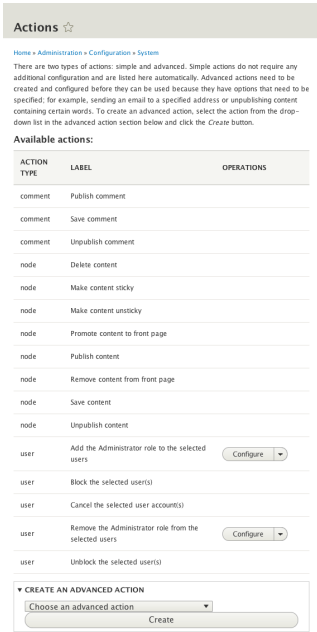
▼ CREATE AN ADVANCED ACTION

▾

0\_0\_body\_1\_medium.png

Diff

Report



failed

```
{
  "isSameDimensions":
false,
"dimensionDifference":
{
  "width": 0,
  "height": -31
},
"misMatchPercentage":
"5.31",
"analysisTime": 91
}
```

actions body

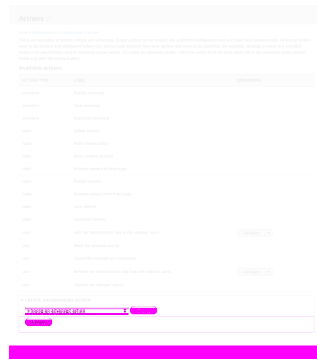
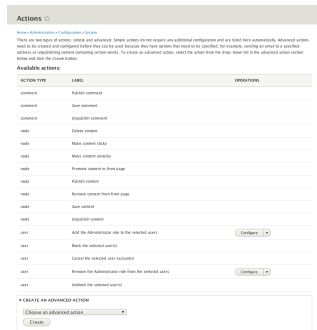
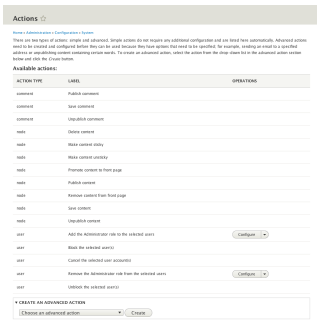
0\_0\_body\_2\_wide.png

Reference

Test

Diff

Report



failed

```
{
  "isSameDimensions":
false,
"dimensionDifference":
{
  "width": 0,
  "height": -51
},
"misMatchPercentage":
"5.33",
"analysisTime": 265
}
```

Comments body

1\_0\_body\_0\_narrow.png

Reference


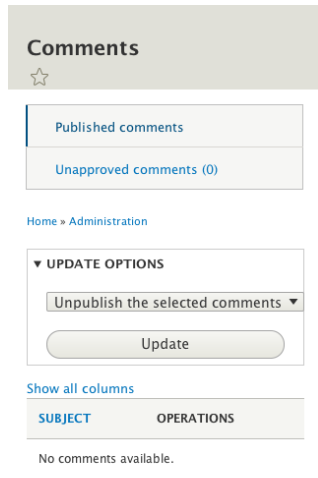
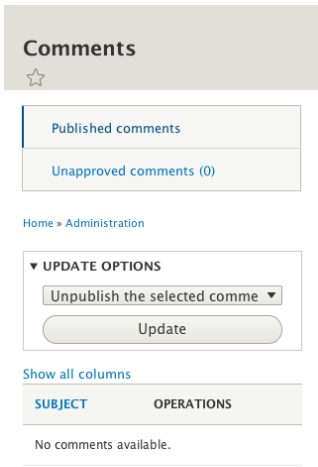
Test

Diff

Report

failed

```
{
```



```

"isSameDimensions":
false,

"dimensionDifference":
{
  "width": 0,
  "height": -18
},

"misMatchPercentage":
"13.31",

"analysisTime": 32
}

```

## Comments body

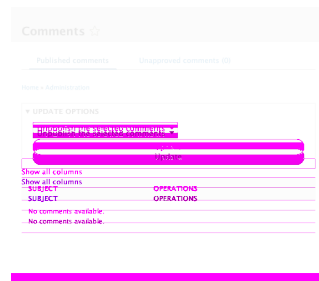
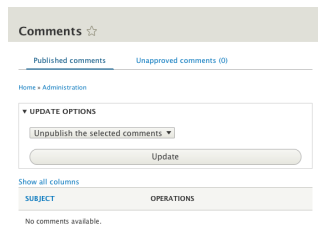
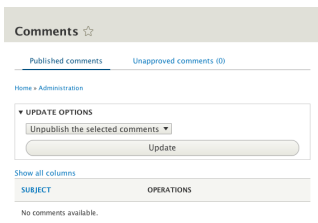
1\_0\_body\_1\_medium.png

## Reference

## Test

## Diff

## Report



```

failed
{
  "isSameDimensions":
false,

"dimensionDifference":
{
  "width": 0,
  "height": -18
},

"misMatchPercentage":
"13.74",

"analysisTime": 59
}

```

## Comments body

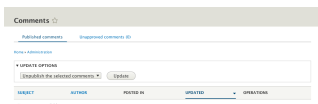
1\_0\_body\_2\_wide.png

## Reference

## Test

## Diff

## Report



```

failed
{
  "isSameDimensions":
true,

"dimensionDifference":

```

```

{
  "width": 0,
  "height": 0
},

"misMatchPercentage":
"1.11",
  "analysisTime": 80
}

```

## Image field body

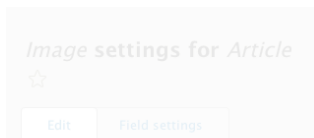
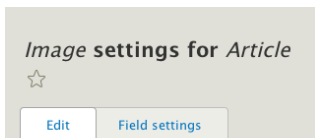
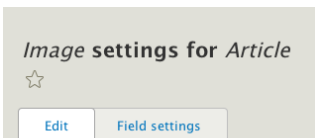
2\_0\_body\_0\_narrow.png

### Reference

### Test

### Diff

### Report



```

failed
{
  "isSameDimensions":
false,

"dimensionDifference":
{
  "width": 0,
  "height": 68
},

"misMatchPercentage":
"14.38",
  "analysisTime": 160
}

```

Home » Administration » Structure » Content types » Article » Manage fields

Label\*  
Image

Help text

Instructions to present to the user below this field on the editing form.  
Allowed HTML tags: <a> <b> <big> <code> <del> <em> <i> <ins> <pre> <q> <small> <span> <strong> <sub> <sup> <tt> <ol> <ul> <li> <p> <br> <img>  
This field supports tokens.

Required field  
 Users may translate this field

▼ DEFAULT IMAGE  
If no image is uploaded, this image will be shown on display and will override the field's default image.  
Image  
(Choose file) No file selected  
Image to be shown if no image is uploaded.  
Alternative text  
This text will be used by screen readers, search engines, and when the image cannot be loaded.  
Title  
The title attribute is used as a tooltip when the mouse hovers over the image.

Home » Administration » Structure » Content types » Article » Manage fields

Label\*  
Image

Help text

Instructions to present to the user below this field on the editing form.  
Allowed HTML tags: <a> <b> <big> <code> <del> <em> <i> <ins> <pre> <q> <small> <span> <strong> <sub> <sup> <tt> <ol> <ul> <li> <p> <br> <img>  
This field supports tokens.

Required field  
 Users may translate this field

▼ DEFAULT IMAGE  
If no image is uploaded, this image will be shown on display and will override the field's default image.  
Image  
(Choose file) No file selected  
Image to be shown if no image is uploaded.  
Alternative text  
This text will be used by screen readers, search engines, and when the image cannot be loaded.  
Title  
The title attribute is used as a tooltip when the mouse hovers over the image.

Home » Administration » Structure » Content types » Article » Manage fields

Label\*  
Image

Help text

Instructions to present to the user below this field on the editing form.  
Allowed HTML tags: <a> <b> <big> <code> <del> <em> <i> <ins> <pre> <q> <small> <span> <strong> <sub> <sup> <tt> <ol> <ul> <li> <p> <br> <img>  
This field supports tokens.

Required field  
 Users may translate this field

▼ DEFAULT IMAGE  
If no image is uploaded, this image will be shown on display and will override the field's default image.  
Image  
(Choose file) No file selected  
Image to be shown if no image is uploaded.  
Alternative text  
This text will be used by screen readers, search engines, and when the image cannot be loaded.  
Title  
The title attribute is used as a tooltip when the mouse hovers over the image.

Allowed file extensions\*  
png, gif, jpg, jpeg  
Separate extensions with a space or comma and do not include the leading dot.

File directory  
field/image  
Optional subdirectory within the upload destination where files will be stored. Do not include preceding or trailing slashes.

Maximum image resolution  
x pixels  
The maximum allowed image size expressed as WIDTH×HEIGHT (e.g. 640×480). Leave blank for no restriction. If a larger image is uploaded, it will be resized to reflect the given width and height. Resizing images on upload will cause the loss of EXIF data in the image.

Allowed file extensions\*  
png, gif, jpg, jpeg  
Separate extensions with a space or comma and do not include the leading dot.

File directory  
field/image  
Optional subdirectory within the upload destination where files will be stored. Do not include preceding or trailing slashes.

Maximum image resolution  
x pixels  
The maximum allowed image size expressed as WIDTH×HEIGHT (e.g. 640×480). Leave blank for no restriction. If a larger image is uploaded, it will be resized to reflect the given width and height. Resizing images on upload will cause the

Allowed file extensions\*  
png, gif, jpg, jpeg  
Separate extensions with a space or comma and do not include the leading dot.

File directory  
field/image  
Optional subdirectory within the upload destination where files will be stored. Do not include preceding or trailing slashes.

Maximum image resolution  
x pixels  
The maximum allowed image size expressed as WIDTH×HEIGHT (e.g. 640×480). Leave blank for no restriction. If a larger image is uploaded, it will be resized to reflect the given width and height. Resizing images on upload will cause the

**Minimum image resolution**

×  pixels

The minimum allowed image size expressed as WIDTH×HEIGHT (e.g. 640×480). Leave blank for no restriction. If a smaller image is uploaded, it will be rejected.

**Maximum upload size**

Enter a value like "512" (bytes), "80 KB" (kilobytes) or "50 MB" (megabytes) in order to restrict the allowed file size. If left empty the file sizes will be limited only by PHP's maximum post and file upload sizes (current limit 2 MB).

**Enable Alt field**  
The alt attribute may be used by search engines, screen readers, and when the image cannot be loaded. Enabling this field is recommended.

**Alt field required**  
Making this field required is recommended.

**Enable Title field**  
The title attribute is used as a tooltip when the mouse hovers over the image. Enabling this field is not recommended as it can cause problems with screen readers.

**Translatable elements**

File

Alt

Title

loss of EXIF data in the image.

**Minimum image resolution**

×  pixels

The minimum allowed image size expressed as WIDTH×HEIGHT (e.g. 640×480). Leave blank for no restriction. If a smaller image is uploaded, it will be rejected.

**Maximum upload size**

Enter a value like "512" (bytes), "80 KB" (kilobytes) or "50 MB" (megabytes) in order to restrict the allowed file size. If left empty the file sizes will be limited only by PHP's maximum post and file upload sizes (current limit 2 MB).

**Enable Alt field**  
The alt attribute may be used by search engines, screen readers, and when the image cannot be loaded. Enabling this field is recommended.

**Alt field required**  
Making this field required is recommended.

**Enable Title field**  
The title attribute is used as a tooltip when the mouse hovers over the image. Enabling this field is not recommended as it can cause problems with screen readers.

**Translatable elements**

File

Alt

Title

**Minimum image resolution**

×  pixels

The minimum allowed image size expressed as WIDTH×HEIGHT (e.g. 640×480). Leave blank for no restriction. If a smaller image is uploaded, it will be rejected.

The minimum allowed image size expressed as WIDTH×HEIGHT (e.g. 640×480). Leave blank for no restriction. If a smaller image is uploaded, it will be rejected.

**Maximum upload size**

Enter a value like "512" (bytes), "80 KB" (kilobytes) or "50 MB" (megabytes) in order to restrict the allowed file size. If left empty the file sizes will be limited only by PHP's maximum post and file upload sizes (current limit 2 MB).

**Enable Alt field**  
The alt attribute may be used by search engines, screen readers, and when the image cannot be loaded. Enabling this field is recommended.

**Alt field required**  
Making this field required is recommended.

**Enable Title field**  
The title attribute is used as a tooltip when the mouse hovers over the image. Enabling this field is not recommended as it can cause problems with screen readers.

**Translatable elements**

File

Alt

Title

## Image field body

## 2\_0\_body\_1\_medium.png

### Reference

### Test

### Diff

### Report

```
failed
{
  "isSameDimensions":
false,

  "dimensionDifference":
{
    "width": 0,
    "height": 32
  },

  "misMatchPercentage":
"12.02",
  "analysisTime": 278
}
```





## Add article body

4\_0\_body\_0\_narrow.png

### Reference

### Test

### Diff

### Report

Create Article

Home > Add content

Title \*

Body (Edit summary)

About text formats ?

- Allowed HTML tags: <a> <em> <strong> <cite> <blockquote> <code> <ul> <ol> <li> <dl> <dt> <dd> <h4> <h5> <h6>

- Lines and paragraphs break automatically.
- Web page addresses and email addresses turn into links automatically.

Tags

Enter a comma-separated list. For example: Amsterdam, Mexico City, "Cleveland, Ohio"

Image

Choose File No file selected

One file only.  
2 MB limit.  
Allowed types: png gif jpg jpeg.

Date

Last saved: Not saved yet

Author: Anonymous

Create new revision

► MENU SETTINGS

► COMMENT SETTINGS

► URL PATH SETTINGS

► AUTHORING INFORMATION

► PROMOTION OPTIONS

Save and publish

Preview

Create Article

Home > Add content

Title \*

Body (Edit summary)

About text formats ?

- Allowed HTML tags: <a> <em> <strong> <cite> <blockquote> <code> <ul> <ol> <li> <dl> <dt> <dd> <h4> <h5> <h6>

- Lines and paragraphs break automatically.
- Web page addresses and email addresses turn into links automatically.

Tags

Enter a comma-separated list. For example: Amsterdam, Mexico City, "Cleveland, Ohio"

Image

Choose File No file selected

One file only.  
2 MB limit.  
Allowed types: png gif jpg jpeg.

Date

Last saved

Not saved yet

Author: Anonymous

Create new revision

► MENU SETTINGS

► COMMENT SETTINGS

► URL PATH SETTINGS

► AUTHORING INFORMATION

► PROMOTION OPTIONS

Save and publish

Preview

Create Article

Home > Add content

Title \*

Body (Edit summary)

About text formats ?

- Allowed HTML tags: <a> <em> <strong> <cite> <blockquote> <code> <ul> <ol> <li> <dl> <dt> <dd> <h4> <h5> <h6>

- Lines and paragraphs break automatically.
- Web page addresses and email addresses turn into links automatically.

Tags

Enter a comma-separated list. For example: Amsterdam, Mexico City, "Cleveland, Ohio"

Image

Choose File No file selected

One file only.  
2 MB limit.  
Allowed types: png gif jpg jpeg.

Date

Last saved

Not saved yet

Author: Anonymous

Create new revision

► MENU SETTINGS

► MENU SETTINGS

► COMMENT SETTINGS

► COMMENT SETTINGS

► URL PATH SETTINGS

► URL PATH SETTINGS

► AUTHORING INFORMATION

► AUTHORING INFORMATION

► PROMOTION OPTIONS

► PROMOTION OPTIONS

Save and publish

Save and publish

Preview

Preview

```
failed
{
  "isSameDimensions":
false,

"dimensionDifference":
{
  "width": 0,
  "height": -16
},

"misMatchPercentage":
"9.00",

"analysisTime": 102
}
```

## Add article body

4\_0\_body\_1\_medium.png

### Reference

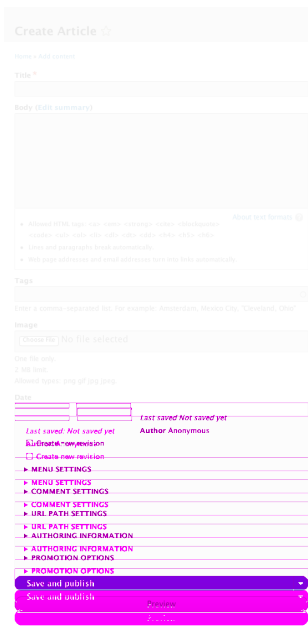
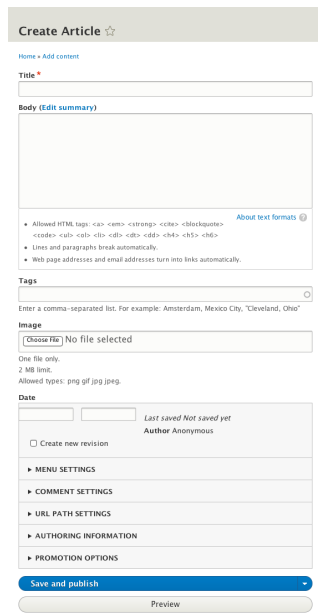
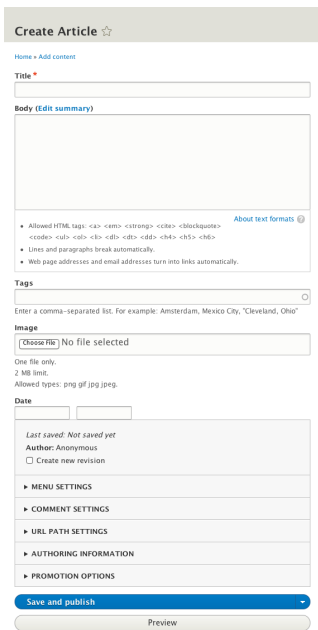
### Test

### Diff

### Report

```
failed
{
  "isSameDimensions":
false,

"dimensionDifference":
```



```
{
  "width": 0,
  "height": 24
},
"misMatchPercentage":
"11.35",
"analysisTime": 201
}
```

### Add article body

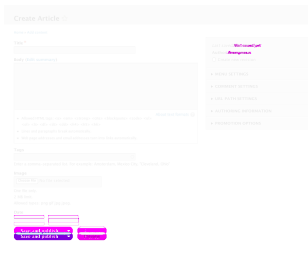
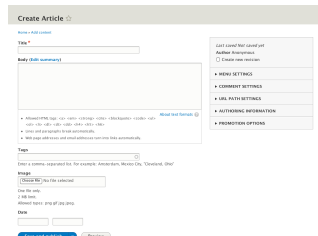
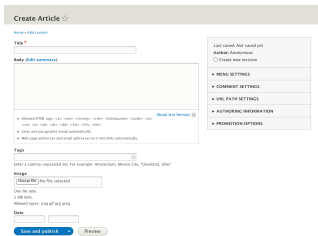
4\_0\_body\_2\_wide.png

### Reference

### Test

### Diff

### Report



```
failed
{
  "isSameDimensions":
false,
"dimensionDifference":
{
  "width": 0,
  "height": -18
},
"misMatchPercentage":
"3.52",
"analysisTime": 111
}
```

### Actions body

8\_0\_body\_0\_narrow.png

### Reference

### Test

### Diff

### Report

```
failed
{
  "isSameDimensions":
```

## Actions ☆

Home » Administration » Configuration » System

There are two types of actions: simple and advanced. Simple actions do not require any additional configuration and are listed here automatically.

Advanced actions need to be created and configured before they can be used because they have options that need to be specified; for example, sending an email to a specified address or unpublishing content contains certain words. To create an advanced action, select an action from the drop-down list in the advanced action section below and click the *Create* button.

### Available actions:

ACTION TYPE	LABEL	OPERATIONS
comment	Publish comment	
comment	Save comment	
comment	Unpublish comment	
node	Delete content	
node	Make content sticky	
node	Make content unsticky	
node	Promote content to front page	
node	Publish content	
node	Remove content from front page	
node	Save content	
node	Unpublish content	
user	Add the Administrator role to the selected users	<input type="button" value="Configure"/> ▾
user	Block the selected user(s)	
user	Cancel the selected user account(s)	
user	Remove the Administrator role from the selected users	<input type="button" value="Configure"/> ▾
user	Unblock the selected user(s)	

▼ CREATE AN ADVANCED ACTION

▾

## Actions ☆

Home » Administration » Configuration » System

There are two types of actions: simple and advanced. Simple actions do not require any additional configuration and are listed here automatically.

Advanced actions need to be created and configured before they can be used because they have options that need to be specified; for example, sending an email to a specified address or unpublishing content contains certain words. To create an advanced action, select an action from the drop-down list in the advanced action section below and click the *Create* button.

### Available actions:

ACTION TYPE	LABEL	OPERATIONS
comment	Publish comment	
comment	Save comment	
comment	Unpublish comment	
node	Delete content	
node	Make content sticky	
node	Make content unsticky	
node	Promote content to front page	
node	Publish content	
node	Remove content from front page	
node	Save content	
node	Unpublish content	
user	Add the Administrator role to the selected users	<input type="button" value="Configure"/> ▾
user	Block the selected user(s)	
user	Cancel the selected user account(s)	
user	Remove the Administrator role from the selected users	<input type="button" value="Configure"/> ▾
user	Unblock the selected user(s)	

▼ CREATE AN ADVANCED ACTION

## Actions ☆

Home » Administration » Configuration » System

There are two types of actions: simple and advanced. Simple actions do not require any additional configuration and are listed here automatically.

Advanced actions need to be created and configured before they can be used because they have options that need to be specified; for example, sending an email to a specified address or unpublishing content contains certain words. To create an advanced action, select an action from the drop-down list in the advanced action section below and click the *Create* button.

### Available actions:

ACTION TYPE	LABEL	OPERATIONS
comment	Publish comment	
comment	Save comment	
comment	Unpublish comment	
node	Delete content	
node	Make content sticky	
node	Make content unsticky	
node	Promote content to front page	
node	Publish content	
node	Remove content from front page	
node	Save content	
node	Unpublish content	
user	Add the Administrator role to the selected users	<input type="button" value="Configure"/> ▾
user	Block the selected user(s)	
user	Cancel the selected user account(s)	
user	Remove the Administrator role from the selected users	<input type="button" value="Configure"/> ▾
user	Unblock the selected user(s)	

▼ CREATE AN ADVANCED ACTION

▾

false,

```
"dimensionDifference":
{
  "width": 0,
  "height": 31
},
"misMatchPercentage":
"6.06",
"analysisTime": 152
}
```

Actions body

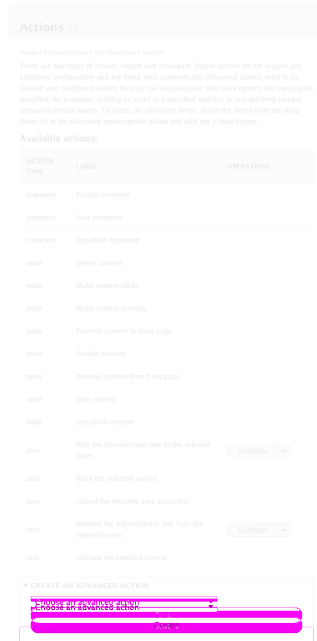
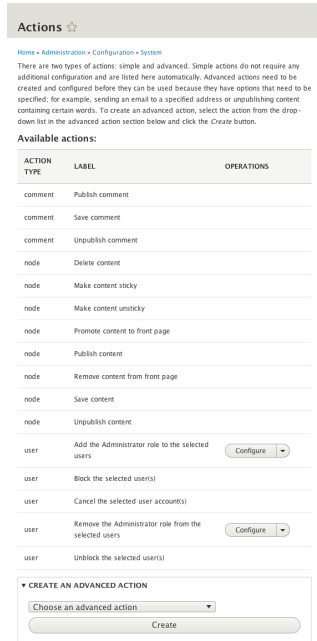
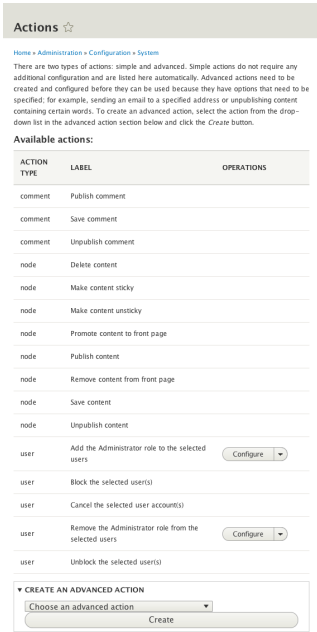
8\_0\_body\_1\_medium.png

Reference

Test

Diff

Report



```
failed
{
  "isSameDimensions":
false,
"dimensionDifference":
{
  "width": 0,
  "height": -31
},
"misMatchPercentage":
"5.31",
"analysisTime": 216
}
```

## Actions body

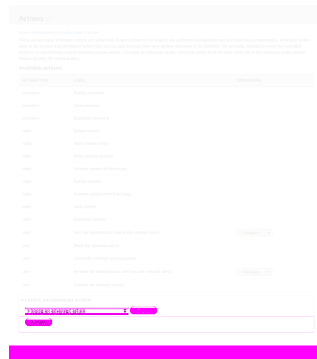
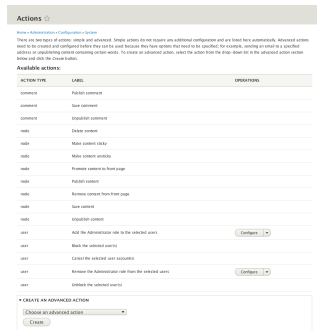
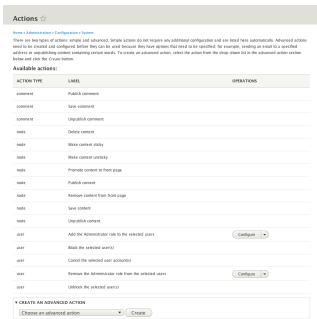
8\_0\_body\_2\_wide.png

## Reference

## Test

## Diff

## Report



```
failed
{
  "isSameDimensions":
false,
"dimensionDifference":
{
  "width": 0,
  "height": -51
},
"misMatchPercentage":
"5.33",
"analysisTime": 192
}
```

## Field settings body

11\_0\_body\_0\_narrow.png

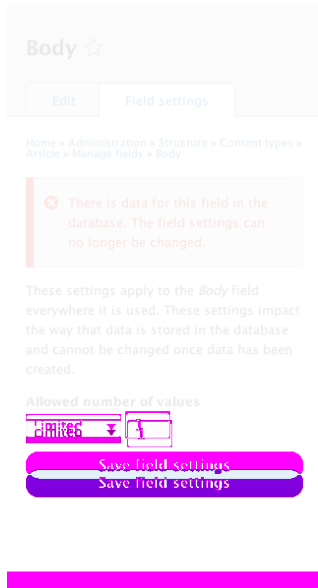
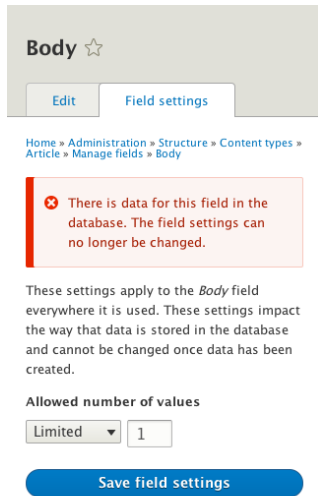
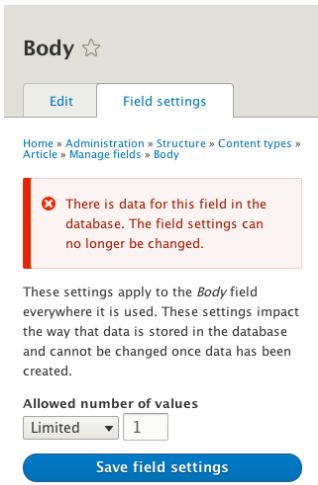
## Reference

## Test

## Diff

## Report

```
failed
{
```



```

"isSameDimensions":
false,

"dimensionDifference":
{
  "width": 0,
  "height": -18
},

"misMatchPercentage":
"9.50",

"analysisTime": 58
}

```

## Field settings body

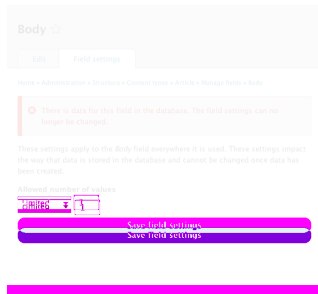
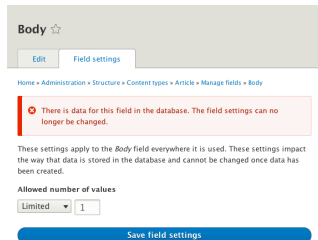
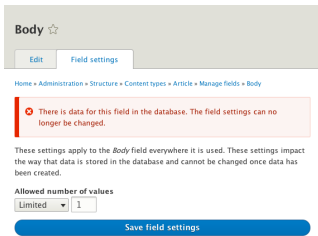
11\_0\_body\_1\_medium.png

## Reference

## Test

## Diff

## Report



```

failed
{
  "isSameDimensions":
false,

"dimensionDifference":
{
  "width": 0,
  "height": -18
},

"misMatchPercentage":
"10.75",

"analysisTime": 54
}

```

## Field settings body

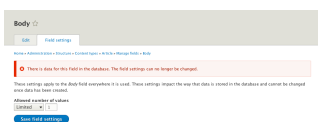
11\_0\_body\_2\_wide.png

## Reference

## Test

## Diff

## Report



```

failed
{
  "isSameDimensions":
false,

```

```
"dimensionDifference":  
{  
  "width": 0,  
  "height": -18  
},  
  
"misMatchPercentage":  
"5.56",  
  "analysisTime": 93  
}
```