

41 features (**41 success**)
160 scenarios (**160 success**)
2239 steps (**2239 success**)
57m2.26s - 25.41Mb

[+] all [-] all

Suite : default

Feature: The welcome message should be displayed on first visit to the site |-

The welcome message is made possible by having Varbase Tour module

@javascript @local @development @staging @production

Scenario: Check if welcome message is enabled |-

- | **Given** I am a logged in user with the "webmaster" user
- | **And** I go to "/admin/config/varbase/settings"
- | **Then** I should see "Varbase general settings"
- | **And** I should see "Allow site to show welcome message"
- | **When** I check the box "Allow site to show welcome message"
- | **Then** I should see the "Allow site to show welcome message" checkbox checked
- | **When** I press "Save configuration"
- | **And** I wait
- | **Then** I should see "The configuration options have been saved."

@javascript @local @development @staging @production

Scenario: Check if welcome message and tour are displayed |-

- | **Given** I am a logged in user with the "webmaster" user

And I go to "/?welcome"

And I wait 2 seconds

And I scroll to the bottom

Then I should see "Welcome to "

And I should see "Get started"

When I click "Get started"

And I wait 2 seconds

Then I should see "Tour Switch"

When I click "Next" in the "button" element with the "class" attribute set to "button button--primary shepherd-button"

Then I should see "Editing Your Homepage Layout"

When I click "Next" in the "button" element with the "class" attribute set to "button button--primary shepherd-button"

Then I should see "Start Configuring Your Site Structure"

When I click "Next" in the "button" element with the "class" attribute set to "button button--primary shepherd-button"

Then I should see "Define Your Site Settings"

When I click "Next" in the "button" element with the "class" attribute set to "button button--primary shepherd-button"

Then I should see "Site Content"

@javascript @local @development @staging @production

Scenario: Check if welcome message is disabled after closing it |-

Given I am a logged in user with the "webmaster" user

And I go to "/admin/config/varbase/settings"

Then I should see "Varbase general settings"

And I should see "Allow site to show welcome message"

And I should see the "Allow site to show welcome message" checkbox unchecked

Feature has passed

Feature: Website Base Requirements - User Registration - Only admins login |-

As an anonymous user I will not be able to register as a user in the website So that I will need a site admin or super admin to add me to the website

@javascript @local @development @staging @production

Scenario: Check that create new account options does not appear for anonymous users |-

Given I am an anonymous user

When I go to "/user"

And I wait

Then I should not see "Create new account"

@javascript @local @development @staging @production

Scenario: Check that only admin can create an account |-

Given I am an anonymous user

When I go to "/user/register"

And I wait

Then I should see "Access denied"

@javascript @local @development @staging @production

Scenario: Verify that anonymous users cannot access admin pages |-

Given I am an anonymous user

When I go to "/admin"

And I wait

Then I should see "Access denied"

Feature has passed

Feature: Website Base Requirements - User Roles - Simple Roles |-

As a logged in user with the User ID number 1 I want to be able to see the list of User Roles So that they must be (Editor, Site Admin, Content Admin, Super Admin)

@javascript @local @development @staging @production

Scenario: Check that all default list of roles are present |-

Given I am a logged in user with the "webmaster" user

When I go to "/admin/people/roles"

And I wait

Then I should see "Editor"

And I should see "Content Admin"

And I should see "SEO Admin"

And I should see "Site Admin"

And I should see "Super Admin"

Feature has passed

Feature: Content Editing - Rich Text Editor - Input formats |-

As a logged in user with a permission to edit content I want to be able to switch between input formats So that can use different type of rich text editors.

@javascript @local @development @staging @production

Scenario: Check if Site Admin user can change the text format for the body of Basic page |-

Given I am a logged in user with the "Site admin"

When I go to "/node/add/page"

And I wait

Then I should see "Create Basic page"

And I should see "Body"

And I should not see "HTML Editor"

When I select "full_html" from "body[0][format]"

And I wait for AJAX to finish

Then I should see the "#cke_edit-body-0-value" element in the "field body"

When I select "basic_html" from "body[0][format]"

And I wait for AJAX to finish

Then I should see the "#cke_edit-body-0-value" element in the "field body"

When I select "code_html" from "body[0][format]"

And I wait for AJAX to finish

Then I should see the "#edit-body-0-value" element in the "field body"

And I should not see the "#cke_edit-body-0-value" element in the "field body"

@javascript @local @development @staging @production

Scenario: Check if Super Admin user can change the text format for the body of Basic page |-

Given I am a logged in user with the "Super admin"

When I go to "/node/add/page"

And I wait

Then I should see "Create Basic page"

And I should see "Body"

When I select "full_html" from "body[0][format]"
And I wait for AJAX to finish
Then I should see the "#cke_edit-body-0-value" element in the "field body"
When I select "basic_html" from "body[0][format]"
And I wait for AJAX to finish
Then I should see the "#cke_edit-body-0-value" element in the "field body"
When I select "code_html" from "body[0][format]"
And I wait for AJAX to finish
Then I should see the "#edit-body-0-value" element in the "field body"
And I should not see the "#cke_edit-body-0-value" element in the "field body"

Feature has passed

Feature: Website Base Requirements - Website Languages - English |-

As a logged in user with the permission to add content I want to be able to check if the site has got the English language Enabled
So that can be sure that the website is using the English language as one of the languages.

@javascript @local @development @staging @production

Scenario: Check if we can Create Basic page with English for the language of the content |-

Given I am a logged in user with the "Content admin" user
And I go to "/node/add/page"
And I wait
When I select "English" from "Language"
Then I should see "Language"
When I select "English" from "Language"
And I fill in "Test English Basic page title by content admin" for "Title"

And I fill in the rich text editor field "Body" with "Test English Basic page body"

And I select "published" from "edit-moderation-state-0-state"

And I press the "Save" button

And I wait

Then I should see "Test English Basic page title by content admin"

@javascript @local @development @staging @production

Scenario: Check if we can Create Landing page with English for the language of the content |-

Given I am a logged in user with the "Content admin" user

And I go to "/node/add/landing_page"

And I wait

When I select "English" from "Language"

Then I should see "Language"

When I select "English" from "Language"

And I fill in "Test English Landing page title by content admin" for "Title"

And I select "published" from "edit-moderation-state-0-state"

And I press the "Save" button

And I wait

Then I should see "Test English Landing page title by content admin"

@javascript @local @development @staging @production

Scenario: Check if we can Create Basic page with English for the language of the content |-

Given I am a logged in user with the "Site admin" user

And I go to "/node/add/page"

And I wait

When I select "English" from "Language"

Then I should see "Language"

When I select "English" from "Language"

And I fill in "Test English Basic page title by site admin" for "Title"

And I fill in the rich text editor field "Body" with "Test English Basic page body"

And I select "published" from "edit-moderation-state-0-state"

And I press the "Save" button

And I wait

Then I should see "Test English Basic page title by site admin"

@javascript @local @development @staging @production

Scenario: Check if we can Create Landing page with English for the language of the content |-

Given I am a logged in user with the "Site admin" user

And I go to "/node/add/landing_page"

And I wait

When I select "English" from "Language"

Then I should see "Language"

When I select "English" from "Language"

And I fill in "Test English Landing page title by site admin" for "Title"

And I select "published" from "edit-moderation-state-0-state"

And I press the "Save" button

And I wait

Then I should see "Test English Landing page title by site admin"

Feature has passed

Feature: Website Base Requirements - Website Languages - All content translatable to all languages |-

As a logged in user with a permission to translate content I want to be able to check if all content types are translatable So that I will be able to create a content then I will have the option to translate the content to other languages in the site

@javascript @local @development @staging @production

Scenario: Check if site admin can translate an existing English Basic Page to an Arabic version.

|-

Given I am a logged in user with the "Site admin" user

When I go to "/node/add/page"

And I wait

And I fill in "Test English Basic page" for "Title"

And I fill in the rich text editor field "Body" with "Test English Basic page body"

And I select "en" from "Language"

And I select "published" from "edit-moderation-state-0-state"

And I press the "Save" button

And I wait

Then I should see "Test English Basic page"

And I should see "Test English Basic page body"

When I click "Tasks"

And I wait for ajax to finish

Then I should see "Translate"

When I click "Translate" in the "a" element with the "class" attribute set to "moderation-sidebar-link button"

And I wait for ajax to finish

Then I should see "Translate"

And I should see "View all translations"

When I click "Create translation"

And I wait

And I fill in "تجربة صفحة بسيطة عربية العنوان" for "edit-title-0-value"

And I fill in the rich text editor field "edit-body-0-value" with "تجربة صفحة بسيطة عربية المحتوى"

And I press the "edit-submit" button

And I wait

Then I should see "تجربة صفحة بسيطة عربية العنوان"

When I click "المهام"

And I wait for ajax to finish

Then I should see "ترجمة"

When I click "ترجمة" in the "a" element with the "class" attribute set to "moderation-sidebar-link button"

And I wait for ajax to finish

Then I should see "ترجمة"

And I should see "View all translations"

And I wait

When I click "View all translations"

And I wait

Then I should see "Test English Basic page"

Feature has passed

Feature: Content Editing - Rich Text Editor - Convert URLs into links |-

As a logged in user with a permission to use the rich text editor I want to add raw URLs and links in the rich text editor So that they will be converted to links and visitors can click on them.

@javascript @local @development @staging @production

Scenario: Check if inserted raw URL will convert into a link using the "Rich editor" text format when we save a new Basic page |-

Given I am a logged in user with the "Site admin" user

When I go to "/node/add/page"

And I wait

Then I should see "Create Basic page"

When I select "full_html" from "body[0][format]"

And I fill in "Test convert URLs" for "Title"

And I fill in the rich text editor field "Body" with "<p>Test line #1
 Test line #2 http://drupal.org
 Test line #3</p>"

Then I press "Save"

And I wait

And I should see "Test line #1"

And I should see "Test line #2 http://drupal.org"

And I should see "Test line #3"

Feature has passed

Feature: User Management - Standard User Management - Request new password |-

As a user with a ready user account I will want to be able to Request new password So that I can reset my password for the account

@javascript @local @development @staging @production

Scenario: Check that an anonymous user can reset his or her password |-

Given I am not logged in

When I go to "/user/login"

And I wait

Then I should see "Forgot your password?"

@javascript @local @development @staging @production

Scenario: Verify that the system cannot send an email to non-existing users or emails |-

Given I am not logged in

When I go to "/user/password"

And I wait 6s

Then I should see "Email"

When I fill in "not.existing.email@vardot.com" for "Email"

And I scroll to the bottom

And I wait 2s

And I press the "Submit" button

And I wait

Then I should see "If the username or email address exists and is active, further instructions have been sent to your email address."

Feature has passed

Feature: User Management - Standard User Management - Admins can create users and assign a role to them |-

As a site admin user I want to be able to create new user accounts and assign roles to them So that they will be able to use the site.

@javascript @local @development @staging @production

Scenario: Check if admins can see all parts and filters in the People administration page |-

Given I am a logged in user with the "webmaster" user

When I go to "/admin/people"

And I wait

Then I should see "People"

And I should see "Add user"

And I should see "Name or email contains"

And I should see "Status"

And I should see "Role"

And I should see "Registered date (from)"

And I should see "Registered date (to)"

And I should see "Username"

And I should see "Operations"

@javascript @local @development @staging @production

Scenario: Check if admins can create a new user account as an authenticated user |-

Given I am a logged in user with the "webmaster" user

When I go to "/admin/people/create"

And I wait

When I fill in "tester@vardot.com" for "Email"

And I fill in "tester" for "Username"

And I fill in "dD.123123ddd" for "Password"

And I fill in "dD.123123ddd" for "Confirm password"

And I scroll to bottom

And I should not see "Default policy"

And I press "Create new account"

@javascript @cleanup @local @development @staging @production

Scenario: Delete the tester user |-

Given I am a logged in user with the "webmaster" user

When I go to "/admin/people"

And I fill in "tester" for "Name or email contains"

And I press "Filter"

And I wait

Then I should see "tester"

When I click "Edit" in the "tester" row

And I wait

And I scroll to bottom

And I click "Cancel account"

And I wait

Then I should see "Are you sure you want to cancel the account tester?"

When I select the radio button "Delete the account and its content. This action cannot be undone."

And I scroll to bottom

And I press "Confirm"

And I wait 10s

Then I should see "People"

Feature has passed

Feature: User Management - Standard User Management - Login |-

As a visitor with an existing user account I want to be able to login to the site So that I will be able to view/add/edit/ or delete content in the site

@javascript @local @development @staging @production

Scenario: Check if a visitor can login with a valid username and password |-

Given I am on "user/login"

And I wait 6s

When I fill in "Normal user" for "Email or username"

And I fill in "dD.123123ddd" for "Password"

And I scroll to bottom

And I wait 2s

And I press "Log in"

And wait

Then I should see "Normal user"

@javascript @local @development @staging @production

Scenario: Verify a form error after not entering the username or password when we login |-

Given I am on "user/login"

And I wait 6s

When I fill in " " for "Email or username"

And I fill in " " for "Password"

And I scroll to bottom

And I wait 2s

When I press "Log in"

And wait

Then I should see "Email or username field is required."

And I should see "Password field is required"

Feature has passed

Feature: User Management - Have persistent login options and configurations

|-

As a user which can login to the site. I want to have the option to have "Remember Me" option on the user login form. So I can persistent my login session independent of setting of a long session lifetime.

@javascript @check @local @development @staging @production

Scenario: Check the persistent login configuration |-

Given I am a logged in user with the "webmaster" user

When I go to "/admin/config/system/persistent_login"

And I wait

Then I should see "Persistent Login"

And I should see "30" value in the "edit-lifetime" input element

And I should see "0" value in the "edit-max-tokens" input element

@javascript @check @local @development @staging @production

Scenario: Check if an authenticated user can login and use the [Remember me] option |-

Given I am not logged in

When I go to "/user/login"

And I wait

Then I should see "Log in"

And I should see "Remember me"
When I fill in "Normal user" for "Email or username"
And I fill in "dD.123123ddd" for "Password"
And I scroll to bottom
And I wait 2s
And I check the box "Remember me"
And I press the "Log in" button
And I wait
Then I should see "Normal user"

Feature has passed

Feature: User Management - Standard User Management - Have fine-grained access control of user administrators protections with specific user, or all users in a role |-

As a logged in site admin I will be allowed to fine-grained access control of user administrators So that the protections can be specific to a user, or applied to all users in a role.

@javascript @check @local @development @staging @production

Scenario: Check the User protect configuration |-

Given I am a logged in user with the "webmaster" user
When I go to "/admin/config/people/userprotect"
And I wait
Then I should see "Protected site admin"
And I should see "Protected super admin"
And I should see "Protected webmaster"

Feature has passed

Feature: User Management - Standard User Management - Users with permission to assign roles may select which roles are available for assignment |-

As a logged in site admin and a permission to Assign roles I will be able to assign roles to other users. So that only users with permission to assign roles may select which roles are available for assignment

@javascript @check @local @development @staging @production

Scenario: Check the Role Assign configuration |-

Given I am a logged in user with the "webmaster" user

When I go to "/admin/people/roleassign"

And I wait

Then I should see "Role assign"

And the "Editor" checkbox should be checked

And the "Content Admin" checkbox should be checked

And the "Site Admin" checkbox should be checked

Feature has passed

Feature: Pre-check important administrator and development pages |-

As a site admin user I want to be able to make sure that all admin and development tools are working So that I can use them after the install or update.

@javascript @check @local @development @staging @production

Scenario: Check the content page |-

Given I am a logged in user with the "webmaster" user

When I go to "/admin/content"

And I wait

Then I should see "Content"

@javascript @check @local @development @staging @production

Scenario: Check the Homepage content with Layout Builder |-

Given I am a logged in user with the "webmaster" user

When I go to "/admin/content"

And I wait

Then I should see "Homepage"

And I should see "Landing page (Layout Builder)" in the "Homepage" row

@javascript @check @local @development @staging @production

Scenario: Check Files admin page |-

Given I am a logged in user with the "webmaster" user

When I go to "/admin/content/files"

And I wait

Then I should see "Files"

@javascript @check @local @development @staging @production

Scenario: Check Media Grid admin page |-

Given I am a logged in user with the "webmaster" user

When I go to "/admin/content/media"

And I wait

Then I should see "Media"

@javascript @check @local @development @staging @production

Scenario: Check Media Table admin page |-

Given I am a logged in user with the "webmaster" user

When I go to "/admin/content/media"

And I wait

Then I should see "Media"

And I should see "Thumbnail"

And I should see "Cover Image"

And I should see "Media name"

And I should see "Type"

And I should see "Author"

And I should see "Status"

And I should see "Updated"

And I should see "Operations"

@javascript @check @local @development @staging @production

Scenario: Check the structure page |-

Given I am a logged in user with the "webmaster" user

When I go to "/admin/structure"

And I wait

Then I should see "Block layout"

And I should see "Content types"

And I should see "Display Suite"

And I should see "Display modes"

And I should see "Entityqueues"

And I should see "Media types"

And I should see "Menu position rules"

And I should see "Menus"

And I should see "Pages"

And I should see "Paragraph types"

And I should see "Taxonomy"

And I should see "Views"

And I should see "Webforms"

@javascript @check @local @development @staging @production

Scenario: Check the structure page |-

Given I am a logged in user with the "webmaster" user

When I go to "/admin/structure/page_manager"

And I wait

Then I should see "Pages"

And I should see "Total Control dashboard"

@javascript @check @local @development @staging @production

Scenario: Check the views page |-

Given I am a logged in user with the "webmaster" user

When I go to "/admin/structure/views"

And I wait

Then I should see "Views"

And I should see "Browser"

And I should see "Media Hero Slider"

@javascript @check @local @development @staging @production

Scenario: Check the Appearance page |-

Given I am a logged in user with the "webmaster" user

When I go to "/admin/appearance"

And I wait

Then I should see "Appearance"

And I should see "Vartheme"

And I should see "(Bootstrap 4 - SASS)"

And I should see "Claro"

And I should see "Bootstrap"

And I should see "Bootstrap Barrio"

And I should see "Vartheme Claro"

@javascript @check @local @development @staging @production

Scenario: Check active type of media types |-

Given I am a logged in user with the "webmaster" user

When I go to "/media/add"

And I wait

Then I should see "File"

And I should see "Image"

And I should see "Video"

And I should see "Remote video"

And I should see "Audio"

And I should see "Instagram"

And I should see "Tweet"

@javascript @check @local @development @staging @production

Scenario: Check Varbase update instructions page |-

- | **Given** I am a logged in user with the "webmaster" user
- | **When** I go to "/admin/config/development/update-helper"
- | **And** I wait
- | **Then** I should see "Varbase update instructions"
- | **And** I should see "100%"
- | **And** I should not see "Pending updates"

@javascript @check @local @development @staging

Scenario: Check Varbase default Reroute Email settings |-

- | **Given** I am a logged in user with the "webmaster" user
- | **When** I go to "/admin/config/development/reroute_email"
- | **And** I wait
- | **Then** I should see "Reroute Email"
- | **And** the "edit-enable" checkbox is checked
- | **And** I should see "dev-catchall@vardot.com" value in the "edit-address" input element
- | **And** I should see "*@vardot.com" value in the "edit-allowed" input element
- | **And** the "edit-description" checkbox is checked
- | **And** the "edit-message" checkbox is checked

@javascript @check @local @development @staging

Scenario: Check Varbase password suggestions settings |-

- | **Given** I am a logged in user with the "webmaster" user
- | **When** I go to "admin/config/system/varbase/varbase-security/password-suggestions-settings"

And I wait

Then I should see "Password Suggestions settings"

And I should see "Passwords match:" value in the "edit-confirmtitle" input element

And I should see "yes" value in the "edit-confirmsuccess" input element

And I should see "no" value in the "edit-confirmfailure" input element

And I should see "Password strength:" value in the "edit-strengthtitle" input element

And I should see "Recommendations to make your password stronger:" value in the "edit-hasweaknesses" input element

And I should see "Make it at least 8 characters" value in the "edit-tooshort" input element

And I should see "Add lowercase letters" value in the "edit-addlowercase" input element

And I should see "Add uppercase letters" value in the "edit-adduppercase" input element

And I should see "Add numbers" value in the "edit-addnumbers" input element

And I should see "Add punctuation" value in the "edit-addpunctuation" input element

And I should see "Make it different from your username" value in the "edit-sameasusername" input element

And I should see "Weak" value in the "edit-weak" input element

And I should see "Fair" value in the "edit-fair" input element

And I should see "Good" value in the "edit-good" input element

And I should see "Strong" value in the "edit-strong" input element

@javascript @check @local @development @staging

Scenario: Check password policy constraints |-

Given I am a logged in user with the "webmaster" user

When I go to "admin/config/security/password-policy/default_policy"

And I wait

And I scroll to the bottom

Then I should see "Policy Constraints"

And I should see "Number of passwords that will be checked in the user password update history: 0"

And I should see "Password must not contain the user's username."

And I should see "Password character length of at least 8 characters"

And I should see "Minimum password character types: 4"

And I should see "Password must contain at least 1 special character"

And I should see "Password must contain at least 1 numeric character"

And I should see "Password must contain at least 1 uppercase character"

And I should see "Password must contain at least 1 lowercase character"

Feature has passed

Feature: Support Requirements - Standard Support Navigation - Allow site super administrators to switch users and surf the site as that user |-

As the site super admin I want to be able to switch users and surf the site as that user with no password required So that I can see what is the selected user is seeing in the site then switch back to my own user account at any time.

@javascript @check @local @development @staging @production

Scenario: Check if the webmaster user UID 1 can masquerade as any user |-

Given I am a logged in user with the "webmaster" user

When I go to "/admin/people"

And I wait

And I fill in "Normal user" for "Name or email contains"

And I press "Filter"

And I wait

Then I should see "Normal user"

When I click "Normal user"

And I wait

Then I should see "Masquerade as Normal user"

When I go to "/admin/people"

And I wait

And I fill in "Content admin" for "Name or email contains"

And I press "Filter"

And I wait

Then I should see "Content admin"

When I click "Content admin"

And I wait

Then I should see "Masquerade as Content admin"

When I go to "/admin/people"

And I wait

And I fill in "Site admin" for "Name or email contains"

And I press "Filter"

And I wait

Then I should see "Site admin"

When I click "Site admin"

And I wait

Then I should see "Masquerade as Site admin"

When I go to "/admin/people"

And I wait

And I fill in "Super admin" for "Name or email contains"

And I press "Filter"

And I wait

Then I should see "Super admin"

When I click "Super admin"

And I wait

Then I should see "Masquerade as Super admin"

@javascript @check @local @development @staging @production

Scenario: Check if a super admin user can masquerade as any user |-

Given I am a logged in user with the "Super admin" user

When I go to "/admin/people"

And I wait

And I fill in "Normal user" for "Name or email contains"

And I press "Filter"

And I wait

Then I should see "Normal user"

When I click "Normal user"

And I wait

Then I should see "Masquerade as Normal user"

When I go to "/admin/people"

And I wait

And I fill in "Content admin" for "Name or email contains"

And I press "Filter"

And I wait

Then I should see "Content admin"

When I click "Content admin"
And I wait
Then I should see "Masquerade as Content admin"
When I go to "/admin/people"
And I wait
And I fill in "Site admin" for "Name or email contains"
And I press "Filter"
And I wait
Then I should see "Site admin"
When I click "Site admin"
And I wait
Then I should see "Masquerade as Site admin"
When I go to "/user/1"
And I wait
Then I should see "Masquerade as webmaster"

@javascript @check @local @development @staging @production

Scenario: Check if a site admin user can NOT masquerade as any user |-

Given I am a logged in user with the "Site admin" user
When I go to "/user/1"
And I wait
Then I should not see "Masquerade as webmaster"
When I go to "/admin/people"
And I wait
And I fill in "Normal user" for "Name or email contains"

And I press "Filter"

And I wait

Then I should see "Normal user"

When I click "Normal user"

And I wait

Then I should see "Masquerade as Normal user"

When I go to "/admin/people"

And I wait

And I fill in "Content admin" for "Name or email contains"

And I press "Filter"

And I wait

Then I should see "Content admin"

When I click "Content admin"

And I wait

Then I should see "Masquerade as Content admin"

@javascript @check @local @development @staging @production

Scenario: Check if a content admin user can NOT masquerade as the super user ID 1 the webmaster |-

Given I am a logged in user with the "Content admin" user

When I go to "/user/1"

And I wait

Then I should not see "Masquerade as webmaster"

@javascript @check @local @development @staging @production

Scenario: Check if an editor user can NOT masquerade as the super user ID 1 the webmaster |-

Given I am a logged in user with the "Editor" user

When I go to "/user/1"

And I wait

Then I should not see "Masquerade as webmaster"

@javascript @check @local @development @staging @production

Scenario: Check if an authenticated user can NOT masquerade as the super user ID 1 the webmaster |-

Given I am a logged in user with the "Normal user" user

When I go to "/user/1"

And I wait

Then I should not see "Masquerade as webmaster"

Feature has passed

Feature: Admin management - Standard Back-End Navigation - Navigate through the Drupal admin with the keyboard for faster access |-

As a site admin I want to be able to navigate through the Drupal admin with the keyboard So that I will have a faster access to administration pages in the site.

@javascript @check @local @development @staging @production

Scenario: Check if Super Admins can access the Coffee search box to navigate fast between admin pages |-

Given I am a logged in user with the "Super admin" user

When I go to the homepage

And I wait

Then I should see "Go to"

@javascript @check @local @development @staging @production

Scenario: Check if Site Admins can access the Coffee search box |-

Given I am a logged in user with the "Site admin" user

When I go to the homepage

And I wait

Then I should see "Go to"

@javascript @check @local @development @staging @production

Scenario: Check if Content Admins can access the Coffee search box |-

Given I am a logged in user with the "Content admin" user

When I go to the homepage

And I wait

Then I should see "Go to"

@javascript @check @local @development @staging @production

Scenario: Check if Editors can access the Coffee search box |-

Given I am a logged in user with the "Editor" user

When I go to the homepage

And I wait

Then I should see "Go to"

@javascript @check @local @development @staging @production

Scenario: Check if Authenticated users can NOT access the Coffee search box |-

Given I am a logged in user with the "Normal user" user

When I go to the homepage

And I wait

Then I should not see "Go to"

Feature has passed

Feature: User Management - Standard User Management - Admins can disable users |-

As a site admin user I want to be able Block user accounts So that they will be disabled and not be able to use the site.

@javascript @local @development @staging @production

Scenario: Check if the Normal user user is not blocked and can login |-

Given I am on "/user/login"

And I wait 6s

When I fill in "Normal user" for "Email or username"

And I fill in "dD.123123ddd" for "Password"

And I scroll to bottom

And I wait 2s

And I press "Log in"

And I wait

Then I should see "Normal user"

@javascript @local @development @staging @production

Scenario: Check if the site admin can Administer users and disable a User account Normal user from accessing the site |-

Given I am a logged in user with the "Site admin" user

When I go to "/admin/people"
And I wait
Then I should see "People"
When I fill in "Normal user" for "Name or email contains"
And I press "Filter"
And I wait
Then I should see "Normal user"
When I click "Edit" in the "Normal user" row
And I wait
Then I should see "Normal user"
When I select the radio button "Blocked"
And I press the "Save" button
And I wait
Then I should see "The changes have been saved."

@javascript @local @development @staging @production

Scenario: Check if the blocked user with user id of Test Blocked User ID can or can not login |-

Given I am on "/user/login"
And I wait 6s
When I fill in "Normal user" for "Email or username"
And I fill in "dD.123123ddd" for "Password"
And I scroll to bottom
And I wait 2s
And I press "Log in"
And I wait

Then I should see "The username Normal user has not been activated or is blocked."

@javascript @local @development @staging @production

Scenario: Check flood control default settings |-

Given I am a logged in user with the "webmaster" user

When I go to "/admin/config/people/flood-control"

And I wait

Then I should see "Flood control"

And I should see "50" in the "#edit-ip-limit" element

And I should see "1 hour" in the "#edit-ip-window" element

And I should see "5" in the "#edit-user-limit" element

And I should see "6 hours" in the "#edit-user-window" element

@javascript @local @development @staging @production

Scenario: Check that the Site Admin have access to the flood unblock page |-

Given I am a logged in user with the "Site admin" user

When I go to "/admin/people/flood-unblock"

And I wait

Then I should see "Flood Unblock"

Feature has passed

Feature: File & Media Management - Assets Management - Image media and their usage list page for site admins |-

As a user with permission to manage files in the site I want to be able to see the list of files So that I will be able to manage files, see where they have been used in contents.

@javascript @local @development @staging @production

Scenario: Check if content admins can access the content files page |-

Given I am a logged in user with the "Site admin" user

When I go to "admin/content/media"

And I wait

Then I should see "Add media"

And I should not see "Access denied"

@javascript @local @development @staging @production

Scenario: Check if we do have a file named Flag Earth, if not then upload the file dependently |-

Given I am a logged in user with the "Site admin" user

When I go to "/media/add/image"

And I wait

Then I should see "Allowed types: png gif jpg jpeg."

When I attach the file "flag-earth.jpg" to "edit-field-media-image-0-upload"

And I wait

And I press the "Save" button

And I wait

And I fill in "Flag Earth in space" for "field_media_image[0][alt]"

And I fill in "Flag Earth all earth in space" for "field_media_image[0][title]"

And I fill in "Flag Earth" for "name[0][value]"

And I check the box "Show in media library"

And I press the "Save" button

And I wait

Then I should see "Flag Earth"

And I wait

When I go to "admin/content/media"

Then I should see "Add media"

And I should see the "Edit" in the "Flag Earth" row

@javascript @local @development @staging @production

Scenario: Check if content admins can edit files |-

Given I am a logged in user with the "Site admin" user

When I go to "/admin/content/media"

And I wait

Then I should see "Add media"

When I fill in "Flag Earth" for "edit-name"

And I press the "Filter" button

And I wait

Then I should see "Flag Earth"

When I click "Edit" in the "Flag Earth" row

And I wait

Then I should see "Edit Image Flag Earth"

When I fill in "Flag Earth after edit" for "name[0][value]"

And I check the box "Show in media library"

And I press the "Save" button

And I wait

Then I should see "Image Flag Earth after edit has been updated."

@javascript @local @development @staging @production

Scenario: Check if content admins can delete files |-

Given I am a logged in user with the "Site admin" user

When I go to "/admin/content/media"

And I wait

Then I should see "Add media"

When I fill in "Flag Earth after edit" for "edit-name"

And I press the "Apply" button

And I wait

Then I should see "Flag Earth after edit"

When I click "Edit" in the "Flag Earth after edit" row

And I wait

Then I should see "Flag Earth after edit"

When I click "edit-delete"

And I wait

Then I should see "This action cannot be undone."

When I press the "Delete" button

And I wait

Then I should see "The media item Flag Earth after edit has been deleted."

Feature has passed

Feature: Check JSON API admin interface and services and Varbase API settings |-

As a site admin user I want to be able to check the JSON:API available interface options So that I can use them to enable or disable API service for Varbase APIs.

@javascript @check @local @development @staging @production

Scenario: Check the Varbase API settings in admin configurations page |-

Given I am a logged in user with the "webmaster" user

When I go to "/admin/config"

And I wait

Then I should see "JSON:API"

And I should see "Varbase API settings"

@javascript @check @local @development @staging @production

Scenario: Check JSON:API configurations |-

Given I am a logged in user with the "webmaster" user

When I go to "/admin/config/services/jsonapi"

And I wait

Then I should see "JSON:API"

And I should see "Allowed operations"

@javascript @check @local @development @staging @production

Scenario: Check JSON:API Extras configurations |-

Given I am a logged in user with the "webmaster" user

When I go to "/admin/config/services/jsonapi/extras"

And I wait

Then I should see "JSON:API Extras"

And I should see "api" value in the "edit-path-prefix" input element

@javascript @check @local @development @staging @production

Scenario: Check JSON:API Resource overrides |-

Given I am a logged in user with the "webmaster" user

When I go to "/admin/config/services/jsonapi/resource_types"

And I wait

Then I should see "JSON:API Resource overrides"

And I should see "The following table shows the list of JSON:API resource types available."

@javascript @check @local @development @staging @production

Scenario: Check Varbase API settings and Generate keys |-

Given I am a logged in user with the "webmaster" user

When I go to "/admin/config/system/varbase/api"

And I wait

Then I should see "Varbase API settings"

And the "entity_json" checkbox is checked

And the "bundle_docs" checkbox is checked

When I go to "/admin/config/system/varbase/api/keys"

And I wait

Then I should see "Path to the directory in which to store the generated keys."

@javascript @check @local @development @staging @production

Scenario: Check Open API settings and documentation pages |-

Given I am a logged in user with the "webmaster" user

When I go to "/admin/config/services/openapi"

And I wait

Then I should see "OpenAPI Resources"

And I should see "Rest"

And I should see "JSON:API"

@javascript @local @development @staging @production

Scenario: Upload a Media entity test for API |-

Given I am a logged in user with the "webmaster" user

Given I am a logged in user with the "Site admin" user

When I go to "/media/add/image"

And I wait

Then I should see "Allowed types: png gif jpg jpeg."

When I attach the file "flag-earth.jpg" to "edit-field-media-image-0-upload"

And I wait

And I press the "Save" button

And I wait

And I fill in "Media entity test" for "field_media_image[0][alt]"

And I fill in "Media entity test" for "field_media_image[0][title]"

And I fill in "Media entity test" for "name[0][value]"

And I press the "Save" button

And I wait

Then I should see "Media entity test"

@javascript @local @development @staging @production

Scenario: Add a term "space" tag term for JSON:API to test. |-

Given I am a logged in user with the "webmaster" user

Given I am a logged in user with the "Site admin" user

When I go to "/admin/structure/taxonomy/manage/tags/add"

And I wait

Then I should see "Add term"

When I fill in "space" for "Name"

And I press the "Save" button

And I wait

And I go to "/admin/structure/taxonomy/manage/tags/overview"

Then I should see "Tags"

And I should see "space"

@javascript @check @local @development @staging @production

Scenario: Check that Site Admin users can access "View JSON" and "View API Docs" entity operations |-

Given I am a logged in user with the "webmaster" user

Given I am a logged in user with the "Site admin" user

When I go to "/admin/content"

And I wait

Then I should see "Content"

And I should see the "View JSON" operation for the "Homepage" content

And I should see the "View API Docs" operation for the "Homepage" content

And I should see the "Edit" operation for the "Homepage" content

And I should see the "Layout" operation for the "Homepage" content

And I should see the "View JSON" operation for the "Blog" content

And I should see the "View API Docs" operation for the "Blog" content

When I go to "/admin/content/media"

And I wait

Then I should see "Media"

And I should see the "View JSON" operation for the "Media entity test" media

And I should see the "View API Docs" operation for the "Media entity test" media

And I should see the "Edit" operation for the "Media entity test" media

When I go to "/admin/structure/taxonomy/manage/tags/overview"

And I wait

Then I should see "Tags"

And I should see "space"

And I should not see the "View JSON" operation for the "space" term

And I should not see the "View API Docs" operation for the "space" term

When I go to "/admin/structure/entityqueue"

And I wait

Then I should see "Entityqueues"

And I should not see the "View JSON" operation for the "Media Hero Slider" entity

And I should not see the "View API Docs" operation for the "Media Hero Slider" entity

But I should not see the "Edit items" operation for the "Media Hero Slider" entity

@javascript @check @local @development @staging @production

Scenario: Check that Content Admin users can not access "View JSON" and "View API Docs" entity operations |-

Given I am a logged in user with the "webmaster" user

Given I am a logged in user with the "Content admin" user

When I go to "/admin/content"

And I wait

Then I should see "Content"

And I should not see the "View JSON" operation for the "Homepage" content

And I should not see the "View API Docs" operation for the "Homepage" content

But I should see the "Edit" operation for the "Homepage" content

And I should see the "Layout" operation for the "Homepage" content

When I go to "/admin/content/media"

And I wait

Then I should see "Media"

And I should not see the "View JSON" operation for the "Media entity test" media

And I should not see the "View API Docs" operation for the "Media entity test" media

But I should see the "Edit" operation for the "Media entity test" media

When I go to "/admin/structure/taxonomy/manage/tags/overview"

And I wait

Then I should see "Tags"

And I should see "space"

And I should not see the "View JSON" operation for the "space" term

And I should not see the "View API Docs" operation for the "space" term

When I go to "/admin/structure/entityqueue"

And I wait

Then I should see "Entityqueues"

And I should not see the "View JSON" operation for the "Media Hero Slider" entity

And I should not see the "View API Docs" operation for the "Media Hero Slider" entity

But I should not see the "Edit items" operation for the "Media Hero Slider" entity

Scenario: Check that Editor users can access "View JSON" and "View API Docs" entity operations |-

Given I am a logged in user with the "webmaster" user

Given I am a logged in user with the "Editor" user

When I go to "/admin/content"

And I wait

Then I should see "Content"

And I should not see the "View JSON" operation for the "Homepage" content

And I should not see the "View API Docs" operation for the "Homepage" content

But I should see the "Edit" operation for the "Homepage" content

And I should see the "Layout" operation for the "Homepage" content

When I go to "/admin/content/media"

And I wait

Then I should see "Media"

And I should not see the "View JSON" operation for the "Media entity test" media

And I should not see the "View API Docs" operation for the "Media entity test" media

But I should see the "Edit" operation for the "Media entity test" media

When I go to "/admin/structure/taxonomy/manage/tags/overview"

And I wait

Then I should see "Tags"

And I should see "space"

And I should not see the "View JSON" operation for the "space" term

And I should not see the "View API Docs" operation for the "space" term

Feature has passed

Feature: Preview the site in a number of responsive devices |-

As a site admin user I want to be able to preview the look and feel of the site in a number of devices So that I can make sure that the site looks good in small devices too.

@javascript @check @local @development @staging @production

Scenario: Check the site in a number of responsive preview devices |-

Given I am a logged in user with the "webmaster" user

When I go to the homepage

And I wait

Then I should see "Welcome to Varbase"

When I press "Preview page layout"

Then I should see "iPhone XS"

And I should see "iPhone XS Max"

And I should see "Galaxy S9"

And I should see "iPad Pro"

And I should see "Galaxy Tab S4"

Feature has passed

Feature: User Management - Standard User Management - Users with permission to access the Admin audit trails |-

As a logged in site admin or editor with permission to access the Admin audit trails I will be able to trails of actions on the site by the same user and or users So that only users with permission can see trails of audit changes on the website

@javascript @check @local @development @staging @production

Scenario: Check that user Number 1 can access the Admin audit trails |-

Given I am a logged in user with the "webmaster" user

When I go to "/admin/reports/audit-trail"

And I wait

Then I should see "Admin audit trails"

@javascript @check @local @development @staging @production

Scenario: Check that an anonymous users can not access the Admin audit trails |-

Given I am an anonymous user

When I go to "/admin/reports/audit-trail"

And I wait

Then I should not see "Admin audit trails"

And I should see "Access denied"

@javascript @check @local @development @staging @production

Scenario: Check that an authenticated user can not access the Admin audit trails |-

Given I am a logged in user with the "Normal user" user

When I go to "/admin/reports/audit-trail"

And I wait

Then I should not see "Admin audit trails"

And I should see "Access denied"

@javascript @check @local @development @staging @production

Scenario: Check that Editor users can access the Admin audit trails |-

Given I am a logged in user with the "Editor" user

When I go to "/admin/reports/audit-trail"

And I wait

Then I should see "Admin audit trails"

@javascript @check @local @development @staging @production

Scenario: Check that Content Admin users can access the Admin audit trails |-

Given I am a logged in user with the "Content admin" user

When I go to "/admin/reports/audit-trail"

And I wait

Then I should see "Admin audit trails"

@javascript @check @local @development @staging @production

Scenario: Check that SEO Admin users can access the Admin audit trails |-

Given I am a logged in user with the "SEO admin" user

When I go to "/admin/reports/audit-trail"

And I wait

Then I should see "Admin audit trails"

@javascript @check @local @development @staging @production

Scenario: Check that Site Admin users can access the Admin audit trails |-

Given I am a logged in user with the "Site admin" user

When I go to "/admin/reports/audit-trail"

And I wait

Then I should see "Admin audit trails"

Feature has passed

Feature: Admin management - Standard User Management - Users with

permission to bulk upload media |-

As a logged in user with permission to use media bulk upload bulk upload form I will be able to bulk upload media So that large number of asset files can be uploaded at onces

@javascript @check @local @development @staging @production

Scenario: Check that user Number 1 can bulk upload media |-

Given I am a logged in user with the "webmaster" user

When I go to "/admin/content/media/bulk-upload/media_bulk_upload"

And I wait

Then I should see "Multiple upload"

@javascript @check @local @development @staging @production

Scenario: Check that an anonymous users can not bulk upload media |-

Given I am an anonymous user

When I go to "/admin/content/media/bulk-upload/media_bulk_upload"

And I wait

Then I should not see "Multiple upload"

And I should see "Access denied"

@javascript @check @local @development @staging @production

Scenario: Check that an authenticated user can not bulk upload media |-

Given I am a logged in user with the "Normal user" user

When I go to "/admin/content/media/bulk-upload/media_bulk_upload"

And I wait

Then I should not see "Multiple upload"

And I should see "Access denied"

@javascript @check @local @development @staging @production

Scenario: Check that Editor users can bulk upload media |-

Given I am a logged in user with the "Editor" user

When I go to "/admin/content/media/bulk-upload/media_bulk_upload"

And I wait

Then I should see "Multiple upload"

@javascript @check @local @development @staging @production

Scenario: Check that Content Admin users bulk upload media |-

Given I am a logged in user with the "Content admin" user

When I go to "/admin/content/media/bulk-upload/media_bulk_upload"

And I wait

Then I should see "Multiple upload"

@javascript @check @local @development @staging @production

Scenario: Check that SEO Admin users can bulk upload media |-

Given I am a logged in user with the "SEO admin" user

When I go to "/admin/content/media/bulk-upload/media_bulk_upload"

And I wait

Then I should see "Multiple upload"

@javascript @check @local @development @staging @production

Scenario: Check that Site Admin users can bulk upload media |-

Given I am a logged in user with the "Site admin" user

When I go to "/admin/content/media/bulk-upload/media_bulk_upload"

And I wait

Then I should see "Multiple upload"

Feature has passed

Feature: Content Structure - Basic Page |-

As a logged in user with a permission to manage Basic pages I want to be able to add a "Basic page" to the site with a fixed layout So that the "Basic page" will show up in the structured menu under its parent page

@javascript @local @development @staging @production

Scenario: Check if an authenticated user can add content of Basic page type |-

Given I am a logged in user with the "Normal user" user

When I go to "/node/add"

And I wait

Then I should see "You are not authorized to access this page."

@javascript @local @development @staging @production

Scenario: Check if an Editor can add content of Basic page type |-

Given I am a logged in user with the "Editor" user

When I go to "/node/add"

And I wait

Then I should see "Basic page"

@javascript @local @development @staging @production

Scenario: Check if a Content Admin can add content of Basic page type |-

Given I am a logged in user with the "Content admin" user

When I go to "/node/add"

And I wait

Then I should see "Basic page"

@javascript @local @development @staging @production

Scenario: Check if a Site Admin can add content of Basic page type |-

Given I am a logged in user with the "Site admin" user

When I go to "/node/add"

And I wait

Then I should see "Basic page"

@javascript @local @development @staging @production

Scenario: Check if a Super Admin can add content of Basic page type |-

Given I am a logged in user with the "Super admin" user

When I go to "/node/add"

And I wait

Then I should see "Basic page"

@javascript @local @development @staging @production

Scenario: Check if the webmaster can add content of Basic page type |-

Given I am a logged in user with the "webmaster" user

When I go to "/node/add"

And I wait

Then I should see "Basic page"

@javascript @local @development @staging @production

Scenario: Check if a user with a permission to manage Basic page content type can create Basic pages content |-

Given I am a logged in user with the "Super admin" user

When I go to "/node/add/page"

And I wait

Then I should see "Create Basic page"

And I should see "Language"

And I should see "Title"

And I should see "Body"

@javascript @local @development @staging @production

Scenario: Check if we can create a Test Basic page we can see Change layout floating button to change the layout |-

Given I am a logged in user with the "Super admin" user

When I go to "/node/add/page"

And I wait

And I fill in "Test Basic page" for "Title"

And I fill in the rich text editor field "Body" with "Test Basic page body"

And I select "published" from "edit-moderation-state-0-state"

And I press the "Save" button

And I wait

Then I should see "Basic page Test Basic page has been created."

@javascript @local @development @staging @production

Scenario: Check if a user with a permission to manage Basic page content type |-

Given I am a logged in user with the "Super admin" user

When I go to "/admin/content"

And I wait
Then I should see "Content"
When I fill in "Test Basic page" for "Title"
And I press the "Filter" button
And I wait
Then I should see "Test Basic page"
When I click "Test Basic page"
And I wait
When I go to "/admin/content"
And I wait
Then I should see "Content"
When I fill in "Test Basic page" for "Title"
And I press the "Filter" button
And I wait
Then I should see "Test Basic page"
When I click "Edit" in the "Test Basic page" row
And I wait
Then I should see "Edit Basic page Test Basic page"

Feature has passed

Feature: Content Structure - Landing page (Paragraphs) |-

As a logged in user with a permission to manage Landing page (Paragraphs). I want to be able to add a "Landing page" which has got predefined set of paragraphs So that the "Landing page (Paragraphs)" will show up in the structured menu under its parent page

@javascript @local @development @staging @production

Scenario: Check if we do have the Landing page (Paragraphs) content type |-

Given I am a logged in user with the "webmaster" user

When I go to "/admin/structure/types"

And I wait

Then I should see "Landing page (Paragraphs)"

@javascript @local @development @staging @production

Scenario: Check that the Landing page (Paragraphs) content type has paragraphs field |-

Given I am a logged in user with the "webmaster" user

When I go to "/admin/structure/types/manage/landing_page/fields"

And I wait

Then I should see "field_lp_paragraphs"

@javascript @local @development @staging @production

Scenario: Check that an Anonymous users can not create a Landing page (Paragraphs) |-

Given I am an anonymous user

When I go to "/node/add/landing_page"

And I wait

Then I should see "Access denied"

And I should see "You are not authorized to access this page."

@javascript @local @development @staging @production

Scenario: Check that an authenticated user can not create a Landing page (Paragraphs) |-

Given I am a logged in user with the "Normal user" user

When I go to "/node/add/landing_page"

And I wait

Then I should see "Access denied"

And I should see "You are not authorized to access this page."

@javascript @local @development @staging @production

Scenario: Check that Editor users can create a Landing page (Paragraphs) |-

Given I am a logged in user with the "Editor" user

When I go to "/node/add/landing_page"

And I wait

Then I should not see "Access denied"

And I should not see "You are not authorized to access this page."

@javascript @local @development @staging @production

Scenario: Check that Content Admin users can create a Landing page (Paragraphs) |-

Given I am a logged in user with the "Content admin" user

When I go to "/node/add/landing_page"

And I wait

Then I should not see "Access denied"

And I should not see "You are not authorized to access this page."

@javascript @local @development @staging @production

Scenario: Check that Site Admin users can create a Landing page (Paragraphs) |-

Given I am a logged in user with the "Site admin" user

When I go to "/node/add/landing_page"

And I wait

Then I should not see "Access denied"

And I should not see "You are not authorized to access this page."

Feature has passed

Feature: Landing page (Paragraphs) - Add any paragraph types to the page |-

As a logged in user with a permission to manage Landing pages I want to be able to add any paragraph type to the page So that the Landing page (Paragraphs) will show up having paragraphs of different types

@javascript @local @development @staging @production

Scenario: Upload the "Embed Flag Earth" file |-

Given I am a logged in user with the "Site admin" user

When I go to "/media/add/image"

And I wait

Then I should see "Allowed types: png gif jpg jpeg."

When I attach the file "flag-earth.jpg" to "edit-field-media-image-0-upload"

And I wait

And I press the "Save" button

And I wait

And I fill in "Embed Flag Earth in space" for "field_media_image[0][alt]"

And I fill in "Embed Flag Earth all earth in space" for "field_media_image[0][title]"

And I fill in "Embed Flag Earth" for "name[0][value]"

And I check the box "Show in media library"

And I press the "Save" button

And I wait

Then I should see "Embed Flag Earth"

@javascript @local @development @staging @production

Scenario: Check Varbase Bootstrap Paragraphs settings |-

Given I am a logged in user with the "webmaster" user

When I go to "/admin/config/varbase/varbase-bootstrap-paragraphs"

And I wait

Then I should see "Varbase Bootstrap Paragraphs settings"

And I should see "Available CSS styles (classes) for Varbase Bootstrap Paragraphs"

And I press "Save configuration"

Then I should see "The configuration options have been saved."

@javascript @local @development @staging @production

Scenario: Check if a user with a permission to manage Landing page (Paragraphs) content type can add paragraphs of type Drupal Block |-

Given I am a logged in user with the "Site admin" user

When I go to "/node/add/landing_page"

And I wait

And I fill in "Test Landing page Drupal Block" for "Title"

And I fill in "Test Landing page description Drupal Block" for "Page description"

And I wait for AJAX to finish

And I wait for 1 second

And I press "+ Add"

And I wait for AJAX to finish

And I wait for 1 second

And I select the "bp_block" paragraph component

And I wait for AJAX to finish

Then I should see "Block"

When I select "Site branding" from "Block"

And I wait

And I select "published" from "edit-moderation-state-0-state"

And I press the "Save" button

And I wait

Then I should see "Landing page (Paragraphs) Test Landing page Drupal Block has been created"

@javascript @local @development @staging @production

Scenario: Check if a user with a permission to manage Landing page (Paragraphs) content type can add paragraphs of type Columns Equal |-

Given I am a logged in user with the "Site admin" user

When I go to "/node/add/landing_page"

And I wait

And I fill in "Test Landing page Columns (Equal)" for "Title"

And I fill in "Test Landing page description Columns (Equal)" for "Page description"

And I wait for AJAX to finish

And I wait for 1 second

And I press "+ Add"

And I wait for AJAX to finish

And I wait for 1 second

And I select the "bp_columns" paragraph component

And I wait for AJAX to finish

And I select "published" from "edit-moderation-state-0-state"

And I press the "Save" button

And I wait

Then I should see "Landing page (Paragraphs) Test Landing page Columns (Equal) has been created"

@javascript @local @development @staging @production

Scenario: Check if a user with a permission to manage Landing page (Paragraphs) content type can add paragraphs of type Columns Two Uneven |-

Given I am a logged in user with the "Site admin" user

When I go to "/node/add/landing_page"

And I wait

And I fill in "Test Landing page Columns (Two Uneven)" for "Title"

And I fill in "Test Landing page description Columns (Two Uneven)" for "Page description"

And I wait for AJAX to finish

And I wait for 1 second

And I press "+ Add"

And I wait for AJAX to finish

And I wait for 1 second

And I select the "bp_columns_two_uneven" paragraph component

And I wait for AJAX to finish

And I select "published" from "edit-moderation-state-0-state"

And I press the "Save" button

And I wait

Then I should see "Landing page (Paragraphs) Test Landing page Columns (Two Uneven) has been created"

@javascript @local @development @staging @production

Scenario: Check if a user with a permission to manage Landing page (Paragraphs) content type can add paragraphs of type Rich Text |-

Given I am a logged in user with the "Site admin" user

When I go to "/node/add/landing_page"

And I wait

And I fill in "Test Landing page Rich Text" for "Title"

And I fill in "Test Landing page description Rich Text" for "Page description"

And I wait for AJAX to finish

And I wait for 1 second

And I press "+ Add"

And I wait for AJAX to finish

And I wait for 1 second

And I select the "bp_simple" paragraph component

And I wait for AJAX to finish

Then I should see "Components"

When I fill in the rich text editor field "Text" with "Rich Text test"

And I select "published" from "edit-moderation-state-0-state"

And I press the "Save" button

And I wait

Then I should see "Landing page (Paragraphs) Test Landing page Rich Text has been created"

And I should see "Rich Text test"

@javascript @local @development @staging @production

Scenario: Check if a user with a permission to manage Landing page (Paragraphs) content type can add paragraphs of type WebForm |-

Given I am a logged in user with the "Site admin" user

When I go to "/node/add/landing_page"

And I wait

And I fill in "Test Landing page WebForm" for "Title"

And I fill in "Test Landing page description WebForm" for "Page description"

And I wait for AJAX to finish

And I wait for 1 second

And I press "+ Add"

And I wait for AJAX to finish

And I wait for 1 second

And I select the "bp_webform" paragraph component

And I wait for AJAX to finish

Then I should see "Components"

When I select "Contact" from "Webform"

And I wait

And I select "published" from "edit-moderation-state-0-state"

And I press the "Save" button

And I wait

Then I should see "Landing page (Paragraphs) Test Landing page WebForm has been created"

Feature has passed

Feature: Content Structure - Landing page (Paragraphs) - Varbase text and image paragraphs |-

As a logged in user with a permission to manage Landing page (Paragraphs) I want to be able to add number of Text and image paragraph components so that the "Landing page (Paragraphs)" will have text and images in right and left view.

@javascript @local @development @staging @production

Scenario: Upload the Embed Flag Earth file |-

Given I am a logged in user with the "Site admin" user

When I go to "/media/add/image"

And I wait

Then I should see "Allowed types: png gif jpg jpeg."

When I attach the file "flag-earth.jpg" to "edit-field-media-image-0-upload"

And I wait

And I press the "Save" button

And I wait

And I fill in "Embed Flag Earth in space" for "field_media_image[0][alt]"

And I fill in "Embed Flag Earth all earth in space" for "field_media_image[0][title]"

And I fill in "Embed Flag Earth" for "name[0][value]"

And I check the box "Show in media library"

And I press the "Save" button

And I wait

Then I should see "Embed Flag Earth"

@javascript @local @development @staging @production

Scenario: Check if a user with a permission to manage Landing page (Paragraphs) content type create a new Landing page |-

Given I am a logged in user with the "Site admin" user

When I go to "/node/add/landing_page"

And I wait

And I fill in "Test landing page title for text and image paragraphs" for "Title"

And I fill in "Test landing page body description." for "Page description"

When I press "+ Add"

And I wait for AJAX to finish

And I wait for 1 second

And I select the "text_and_image" paragraph component

And I wait for AJAX to finish

Then I should see "Text and image"

And I should see "No media items are selected."

When I press "field_image-media-library-open-button-field_lp_paragraphs-0-subform"

And I wait for AJAX to finish

And I should see "Name"

When I fill in "Flag Earth" for "Name"

And I press the "Apply filters" button

And I wait for AJAX to finish

Then I should see image with the "Flag Earth all earth in space" title text

When I check the box "media_library_select_form[0]"

And I wait for AJAX to finish

And I press "dialog-submit"

And I wait for AJAX to finish

And I scroll up

Then I should see "The maximum number of media items have been selected."

When I click "Text"

And I fill in the rich text editor field "Text" with "In eros ipsum, mattis vitae vulputate eu, blandit non risus. Maecenas ultricies volutpat massa id hendrerit. Phasellus magna quam, lacinia sed justo pulvinar, tristique finibus felis. Quisque in sagittis tellus. Curabitur in est at quam maximus elementum. Pellentesque interdum tincidunt nisl, ac efficitur elit aliquam id. Integer egestas neque ut risus tincidunt semper."

And I select all text in "Text" field

And I click on "justifycenter" command button in the rich text editor field "Text"

And I wait

And I select "published" from "edit-moderation-state-0-state"

And I press the "Save" button

And I wait

Then I should see "In eros ipsum, mattis vitae vulputate eu, blandit"

And I should see image with the "Flag Earth all earth in space" title text

Feature has passed

Feature: Navigational Features - Breadcrumbs - Standard breadcrumbs |-

As a Visitor to the site I want to be able to see the back path So that I can see path I followed to locate the current page usually near the top of the page

@javascript @local @development @staging @production

Scenario: Add the Test Basic page root page to the main menu |-

Given I am a logged in user with the "Site admin" user

When I go to "/node/add/page"
And I wait
And I fill in "Test Basic page root title" for "Title"
And I fill in the rich text editor field "Body" with "Test Basic page root body"
And I expand the field "edit-menu"
And I wait
And I check the box "Provide a menu link"
And I select "<Main navigation>" from "Parent link"
And I select "published" from "edit-moderation-state-0-state"
And I press the "Save" button
And I wait
Then I should see "Test Basic page root title"
And I should see "Test Basic page root body"

@javascript @local @development @staging @production

Scenario: Add the Test Basic page sub 1, then check the breadcrumb |-

Given I am a logged in user with the "Site admin" user
When I go to "/node/add/page"
And I wait
And I fill in "Test Basic page sub 1 title" for "Title"
And I fill in the rich text editor field "Body" with "Test Basic page sub 1 body"
And I expand the field "edit-menu"
And I wait
And I check the box "Provide a menu link"
And I select "Test Basic page root title" from "Parent link"

And I select "published" from "edit-moderation-state-0-state"

And I press the "Save" button

And wait

Then I should see "Basic page Test Basic page sub 1 title has been created."

And I should see "Test Basic page sub 1 body"

And I should see "Test Basic page root title" in the "ol" element with the "class" attribute set to "breadcrumb"

Feature has passed

Feature: Content Structure - Blog post |-

As a logged in user with a permission to manage Blogs. I want to be able to add a "Blog"

@javascript @local @development @staging @production

Scenario: Check if we do have the Blog content type |-

Given I am a logged in user with the "webmaster" user

When I go to "/admin/structure/types"

And I wait

Then I should see "Blog"

@javascript @local @development @staging @production

Scenario: Check that Anonymous users can not create a Landing page |-

Given I am an anonymous user

When I go to "/node/add/varbase_blog"

And I wait

Then I should see "Access denied"

And I should see "You are not authorized to access this page."

@javascript @local @development @staging @production

Scenario: Check that authenticated users can not create a Landing page |-

Given I am a logged in user with the "Normal user" user

When I go to "/node/add/varbase_blog"

And I wait

Then I should see "Access denied"

And I should see "You are not authorized to access this page."

@javascript @local @development @staging @production

Scenario: Check that Editor users can create a Landing page |-

Given I am a logged in user with the "Editor" user

When I go to "/node/add/varbase_blog"

And I wait

Then I should not see "Access denied"

And I should not see "You are not authorized to access this page."

@javascript @local @development @staging @production

Scenario: Check that Content Admin users can create a Landing page |-

Given I am a logged in user with the "Content admin" user

When I go to "/node/add/varbase_blog"

And I wait

Then I should not see "Access denied"

And I should not see "You are not authorized to access this page."

@javascript @local @development @staging @production

Scenario: Check that Site Admin users can create a Landing page |-

Given I am a logged in user with the "Site admin" user

When I go to "/node/add/varbase_blog"

And I wait

Then I should not see "Access denied"

And I should not see "You are not authorized to access this page."

Feature has passed

Feature: Content Structure - Landing Pages with Layout Builder |-

As a logged in user with a permission to manage Landing (Layout Builder) pages. I want to be able to add a "Landing page (Layout Builder)" which has got predefined set of layouts So that the "Landing page (Layout Builder)" will show up in the structured menu under its parent page

@javascript @local @development @staging @production

Scenario: Check if we do have the Landing page (Layout Builder) content type |-

Given I am a logged in user with the "webmaster" user

When I go to "/admin/structure/types"

And I wait

Then I should see "Landing page (Layout Builder)"

@javascript @local @development @staging @production

Scenario: Check that the Landing page (Layout Builder) content type has the layout fields |-

Given I am a logged in user with the "webmaster" user

When I go to "/admin/structure/types/manage/landing_page_lb/fields"

And I wait

Then I should see "layout_builder__layout"

And I should see "layout_selection"

@javascript @local @development @staging @production

Scenario: Check that an Anonymous users can not create a Landing page (Layout Builder) |-

Given I am an anonymous user

When I go to "/node/add/landing_page_lb"

And I wait

Then I should see "Access denied"

And I should see "You are not authorized to access this page."

@javascript @local @development @staging @production

Scenario: Check that an authenticated user can not create a Landing page (Layout Builder) |-

Given I am a logged in user with the "Normal user" user

When I go to "/node/add/landing_page_lb"

And I wait

Then I should see "Access denied"

And I should see "You are not authorized to access this page."

@javascript @local @development @staging @production

Scenario: Check that Editor users can create a Landing page (Layout Builder) |-

Given I am a logged in user with the "Editor" user

When I go to "/node/add/landing_page_lb"

And I wait

Then I should not see "Access denied"

And I should not see "You are not authorized to access this page."

@javascript @local @development @staging @production

Scenario: Check that Content Admin users can create a Landing page (Layout Builder) |-

Given I am a logged in user with the "Content admin" user

When I go to "/node/add/landing_page_lb"

And I wait

Then I should not see "Access denied"

And I should not see "You are not authorized to access this page."

@javascript @local @development @staging @production

Scenario: Check that SEO Admin users can create a Landing page (Layout Builder) |-

Given I am a logged in user with the "SEO admin" user

When I go to "/node/add/landing_page_lb"

And I wait

Then I should not see "Access denied"

And I should not see "You are not authorized to access this page."

@javascript @local @development @staging @production

Scenario: Check that Site Admin users can create a Landing page (Layout Builder) |-

Given I am a logged in user with the "Site admin" user

When I go to "/node/add/landing_page_lb"

And I wait

Then I should not see "Access denied"

And I should not see "You are not authorized to access this page."

Feature has passed

Feature: Landing (Layout Builder) Pages - Check to add sections and choose layouts for sections |-

As a logged in user with a permission to manage Landing (Layout Builder) pages I want to be able to add sections with any layouts to the page So that the "Landing (Layout Builder) page" will show up having the listed section with their content

@javascript @local @development @staging @production

Scenario: Check if a user with a permission to manage Landing page (Layout Builder) content type can add sections with any layouts to the page |-

Given I am a logged in user with the "Site admin" user

When I go to "/node/add/landing_page_lb"

And I wait

Then I should see "Create Landing page (Layout Builder)"

When I fill in "Test Landing page (Layout Builder)" for "Title"

And I fill in "Test Landing page (Layout Builder) description" for "Page description"

And I select "published" from "Save as"

And I press the "Save" button

And I wait

Then I should see "Landing page (Layout Builder) Test Landing page (Layout Builder) has been created"

And I should see "This layout builder tool allows you to configure the layout of the main content area."

When I scroll to the bottom of the page

And I wait 2s

Then I should see "Add section at end of layout"

When I click "Add section at end of layout"

And I wait for AJAX to finish

Then I should see "Choose a layout for this section"

And I should see "Bootstrap 1 Col"
And I should see "Bootstrap 2 Cols"
And I should see "Bootstrap 3 Cols"
And I should see "Bootstrap 4 Cols"
And I should not see "Bootstrap 5 Cols"
And I should see "Bootstrap 6 Cols"
And I should not see "Bootstrap 7 Cols"
And I should not see "Bootstrap 8 Cols"
And I should not see "Bootstrap 9 Cols"
And I should not see "Bootstrap 10 Cols"
And I should not see "Bootstrap 11 Cols"
And I should not see "Bootstrap 12 Cols"
And I scroll to the top of the page
And I wait 1s
Then I should see "Save layout"
When I press the "Save layout" button
And I wait
Then I should see "The layout override has been saved."
And I should see "Test Landing page (Layout Builder)"

@javascript @local @development

Scenario: Check that Site admins can add a one coloumn section and add a Rich text block in the section |-

Given I am a logged in user with the "Site admin" user
When I go to "/admin/content"

And I wait

Then I should see "Content"

When I fill in "Test Landing page (Layout Builder)" for "Title"

And I press the "Filter" button

And I wait

Then I should see "Test Landing page (Layout Builder)"

When I click "Test Landing page (Layout Builder)"

And I wait

Then I should see "Test Landing page (Layout Builder)"

When I click "Tasks"

And I wait for AJAX to finish

And I should see "Layout"

When I click "Layout"

And I wait

Then I should see "This layout builder tool allows you to configure the layout of the main content area."

When I scroll to the bottom of the page

And I wait 2s

Then I should see "Add section at end of layout"

When I add a basic section at the end of layout

And I save the section

And I wait for AJAX to finish

Then I should see "Add block in Section 2, Col 1 region"

When I click "Add block in Section 2, Col 1 region"

And I wait for AJAX to finish

Then I should see "Create custom block"

When I click "Create custom block"

And I wait for AJAX to finish

Then I should see "Rich text"

When I click "Rich text"

And I wait for AJAX to finish

Then I should see "Configure block"

When I check the box "Display title"

And I fill in "Rich text in 1 col section" for "Title"

And I fill in the rich text editor field "Body" with "Lorem ipsum dolor sit amet, consectetur adipiscing elit. Aenean lacinia sapien quis tempor placerat. Nulla faucibus rhoncus est, vel malesuada nisl pulvinar ut. Sed vulputate est nec dui finibus, tempus lobortis quam mattis. Fusce facilisis ut nunc ut scelerisque. Lorem ipsum dolor sit amet, consectetur adipiscing elit. Sed aliquet purus vitae augue lobortis accumsan ut nec nulla. Cras nisi mauris, gravida ac"

And I press the "Add block" button

And I wait for AJAX to finish

Then I should see "Rich text in 1 col section"

When I scroll to the top of the page

And I wait 2s

Then I should see "Save layout"

When I press the "Save layout" button

And I wait

Then I should see "The layout override has been saved."

And I should see "Test Landing page (Layout Builder)"

And I should see "Rich text in 1 col section"

@javascript @local @development

Scenario: Check that Site admins can add a two columns section and add a Rich text blocks in each coloumns |-

Given I am a logged in user with the "Site admin" user

When I go to "/admin/content"

And I wait

Then I should see "Content"

When I fill in "Test Landing page (Layout Builder)" for "Title"

And I press the "Filter" button

And I wait

Then I should see "Test Landing page (Layout Builder)"

When I click "Test Landing page (Layout Builder)"

And I wait

Then I should see "Test Landing page (Layout Builder)"

When I click "Tasks"

And I wait for AJAX to finish

And I should see "Layout"

When I click "Layout"

And I wait

Then I should see "This layout builder tool allows you to configure the layout of the main content area."

When I scroll to the bottom of the page

And I wait 2s

Then I should see "Add section at end of layout"

When I add a basic "2 Cols" section at the end of layout

And I wait for AJAX to finish

And I save the section

And I wait for AJAX to finish

Then I should see "Add block in Section 3, Col 1 region"

And I should see "Add block in Section 3, Col 2 region"

When I click "Add block in Section 3, Col 1 region"

And I wait for AJAX to finish

Then I should see "Create custom block"

When I click "Create custom block"

And I wait for AJAX to finish

Then I should see "Rich text"

When I click "Rich text"

And I wait for AJAX to finish

Then I should see "Configure block"

When I check the box "Display title"

And I fill in "Rich text in 2 cols section, col 1" for "Title"

And I fill in the rich text editor field "Body" with "Lorem ipsum dolor sit amet, consectetur adipiscing elit. Aenean lacinia sapien quis tempor placerat. Nulla faucibus rhoncus est, vel malesuada nisl pulvinar ut. Sed vulputate est nec dui finibus, tempus lobortis quam mattis. Fusce facilisis ut nunc ut scelerisque. Lorem ipsum dolor sit amet, consectetur adipiscing elit. Sed aliquet purus vitae augue lobortis accumsan ut nec nulla. Cras nisi mauris, gravida ac"

And I press the "Add block" button

And I wait for AJAX to finish

Then I should see "Rich text in 2 cols section, col 1"

When I click "Add block in Section 3, Col 2 region"

And I wait for AJAX to finish

Then I should see "Create custom block"

When I click "Create custom block"

And I wait for AJAX to finish

Then I should see "Rich text"

When I click "Rich text"

And I wait for AJAX to finish

Then I should see "Configure block"

When I check the box "Display title"

And I fill in "Rich text in 2 cols section, col 2" for "Title"

And I fill in the rich text editor field "Body" with "Lorem ipsum dolor sit amet, consectetur adipiscing elit. Aenean lacinia sapien quis tempor placerat. Nulla faucibus rhoncus est, vel malesuada nisl pulvinar ut. Sed vulputate est nec dui finibus, tempus lobortis quam mattis. Fusce facilisis ut nunc ut scelerisque. Lorem ipsum dolor sit amet, consectetur adipiscing elit. Sed aliquet purus vitae augue lobortis accumsan ut nec nulla. Cras nisi mauris, gravida ac"

And I press the "Add block" button

And I wait for AJAX to finish

Then I should see "Rich text in 2 cols section, col 2"

When I scroll to the top of the page

And I wait 2s

Then I should see "Save layout"

When I press the "Save layout" button

And I wait

Then I should see "The layout override has been saved."

And I should see "Test Landing page (Layout Builder)"

And I should see "Rich text in 2 cols section, col 1"

And I should see "Rich text in 2 cols section, col 2"

@javascript @local @development

Scenario: Check that Site admins can add a three columns section and add a Rich text blocks in each coloumns |-

Given I am a logged in user with the "Site admin" user

When I go to "/admin/content"

And I wait

Then I should see "Content"

When I fill in "Test Landing page (Layout Builder)" for "Title"

And I press the "Filter" button

And I wait

Then I should see "Test Landing page (Layout Builder)"

When I click "Test Landing page (Layout Builder)"

And I wait

Then I should see "Test Landing page (Layout Builder)"

When I click "Tasks"

And I wait for AJAX to finish

And I should see "Layout"

When I click "Layout"

And I wait

Then I should see "This layout builder tool allows you to configure the layout of the main content area."

When I scroll to the bottom of the page

And I wait 2s

Then I should see "Add section at end of layout"

When I add a basic "3 Cols" section at the end of layout

And I save the section

And I wait for AJAX to finish

Then I should see "Add block in Section 4, Col 1 region"

And I should see "Add block in Section 4, Col 2 region"

And I should see "Add block in Section 4, Col 3 region"

When I click "Add block in Section 4, Col 1 region"

And I wait for AJAX to finish

Then I should see "Create custom block"

When I click "Create custom block"

And I wait for AJAX to finish

Then I should see "Rich text"

When I click "Rich text"

And I wait for AJAX to finish

Then I should see "Configure block"

When I check the box "Display title"

And I fill in "Rich text in 3 cols section, col 1" for "Title"

And I fill in the rich text editor field "Body" with "Lorem ipsum dolor sit amet, consectetur adipiscing elit. Aenean lacinia sapien quis tempor placerat. Nulla faucibus rhoncus est, vel malesuada nisl pulvinar ut. Sed vulputate est nec dui finibus, tempus lobortis quam mattis. Fusce facilisis ut nunc ut scelerisque."

And I press the "Add block" button

And I wait for AJAX to finish

Then I should see "Rich text in 3 cols section, col 1"

Then I click "Add block in Section 4, Col 2 region"

And I wait for AJAX to finish

Then I should see "Create custom block"

When I click "Create custom block"

And I wait for AJAX to finish

Then I should see "Rich text"

When I click "Rich text"

And I wait for AJAX to finish

Then I should see "Configure block"

When I check the box "Display title"

And I fill in "Rich text in 3 cols section, col 2" for "Title"

And I fill in the rich text editor field "Body" with "Lorem ipsum dolor sit amet, consectetur adipiscing elit. Aenean lacinia sapien quis tempor placerat. Nulla faucibus rhoncus est, vel malesuada nisl pulvinar ut. Sed vulputate est nec dui finibus, tempus lobortis quam mattis. Fusce facilisis ut nunc ut scelerisque."

And I press the "Add block" button

And I wait for AJAX to finish

Then I should see "Rich text in 3 cols section, col 2"

Then I click "Add block in Section 4, Col 3 region"

And I wait for AJAX to finish

Then I should see "Create custom block"

When I click "Create custom block"

And I wait for AJAX to finish

Then I should see "Rich text"

When I click "Rich text"

And I wait for AJAX to finish

Then I should see "Configure block"

When I check the box "Display title"

And I fill in "Rich text in 3 cols section, col 3" for "Title"

And I fill in the rich text editor field "Body" with "Lorem ipsum dolor sit amet, consectetur adipiscing elit. Aenean lacinia sapien quis tempor placerat. Nulla faucibus rhoncus est, vel malesuada nisl pulvinar ut. Sed vulputate est nec dui finibus, tempus lobortis quam mattis. Fusce facilisis ut nunc ut scelerisque."

And I press the "Add block" button

And I wait for AJAX to finish

Then I should see "Rich text in 3 cols section, col 3"

When I scroll to the top of the page

And I wait 2s

Then I should see "Save layout"

When I press the "Save layout" button

And I wait

Then I should see "The layout override has been saved."

And I should see "Test Landing page (Layout Builder)"

And I should see "Rich text in 3 cols section, col 1"

And I should see "Rich text in 3 cols section, col 2"

And I should see "Rich text in 3 cols section, col 3"

@javascript @local @development

Scenario: Check that Site admins can add a four columns section and add a Rich text blocks in each columns |-

Given I am a logged in user with the "Site admin" user

When I go to "/admin/content"

And I wait

Then I should see "Content"

When I fill in "Test Landing page (Layout Builder)" for "Title"

And I press the "Filter" button

And I wait

Then I should see "Test Landing page (Layout Builder)"

When I click "Test Landing page (Layout Builder)"

And I wait

Then I should see "Test Landing page (Layout Builder)"

When I click "Tasks"

And I wait for AJAX to finish

Then I should see "Layout"

When I click "Layout"

And I wait

Then I should see "This layout builder tool allows you to configure the layout of the main content area."

When I scroll to the bottom of the page

And I wait 2s

Then I should see "Add section at end of layout"

When I add a basic "4 Cols" section at the end of layout

And I save the section

And I wait for AJAX to finish

Then I should see "Add block in Section 5, Col 1 region"

And I should see "Add block in Section 5, Col 2 region"

And I should see "Add block in Section 5, Col 3 region"

And I should see "Add block in Section 5, Col 4 region"

When I click "Add block in Section 5, Col 1 region"

And I wait for AJAX to finish

Then I should see "Create custom block"

When I click "Create custom block"

And I wait for AJAX to finish

Then I should see "Rich text"

When I click "Rich text"

And I wait for AJAX to finish

Then I should see "Configure block"

When I check the box "Display title"

Then I fill in "Rich text in 4 cols section, col 1" for "Title"

And I fill in the rich text editor field "Body" with "Lorem ipsum dolor sit amet, consectetur adipiscing elit. Aenean lacinia sapien quis tempor placerat. Nulla faucibus rhoncus est, vel malesuada nisl pulvinar ut. Sed vulputate est nec dui finibus, tempus lobortis quam mattis. Fusce facilisis ut nunc ut scelerisque."

And I press the "Add block" button

And I wait for AJAX to finish

Then I should see "Rich text in 4 cols section, col 1"

When I click "Add block in Section 5, Col 2 region"

And I wait for AJAX to finish

Then I should see "Create custom block"

When I click "Create custom block"

And I wait for AJAX to finish

Then I should see "Rich text"

When I click "Rich text"

And I wait for AJAX to finish

Then I should see "Configure block"

When I check the box "Display title"

And I fill in "Rich text in 4 cols section, col 2" for "Title"

And I fill in the rich text editor field "Body" with "Lorem ipsum dolor sit amet, consectetur adipiscing elit. Aenean lacinia sapien quis tempor placerat. Nulla faucibus rhoncus est, vel malesuada nisl pulvinar ut. Sed vulputate est nec dui finibus, tempus lobortis quam mattis. Fusce facilisis ut nunc ut scelerisque."

And I press the "Add block" button

And I wait for AJAX to finish

Then I should see "Rich text in 4 cols section, col 2"

Then I click "Add block in Section 5, Col 3 region"

And I wait for AJAX to finish

Then I should see "Create custom block"

When I click "Create custom block"

And I wait for AJAX to finish

Then I should see "Rich text"

When I click "Rich text"

And I wait for AJAX to finish

Then I should see "Configure block"

When I check the box "Display title"

And I fill in "Rich text in 4 cols section, col 3" for "Title"

And I fill in the rich text editor field "Body" with "Lorem ipsum dolor sit amet, consectetur adipiscing elit. Aenean lacinia sapien quis tempor placerat. Nulla faucibus rhoncus est, vel malesuada nisl pulvinar ut. Sed vulputate est nec dui finibus, tempus lobortis quam mattis. Fusce facilisis ut nunc ut scelerisque."

And I press the "Add block" button

And I wait for AJAX to finish

Then I should see "Rich text in 4 cols section, col 3"

Then I click "Add block in Section 5, Col 4 region"

And I wait for AJAX to finish

Then I should see "Create custom block"

When I click "Create custom block"

And I wait for AJAX to finish

Then I should see "Rich text"

When I click "Rich text"

And I wait for AJAX to finish

Then I should see "Configure block"

When I check the box "Display title"

And I fill in "Rich text in 4 cols section, col 4" for "Title"

And I fill in the rich text editor field "Body" with "Lorem ipsum dolor sit amet, consectetur adipiscing elit. Aenean lacinia sapien quis tempor placerat. Nulla faucibus rhoncus est, vel malesuada nisl pulvinar ut. Sed vulputate est nec dui finibus, tempus lobortis quam mattis. Fusce facilisis ut nunc ut scelerisque."

And I press the "Add block" button

And I wait for AJAX to finish

Then I should see "Rich text in 4 cols section, col 4"

When I scroll to the top of the page

And I wait 2s

Then I should see "Save layout"

When I press the "Save layout" button

And I wait

Then I should see "The layout override has been saved."

And I should see "Test Landing page (Layout Builder)"

And I should see "Rich text in 4 cols section, col 1"

And I should see "Rich text in 4 cols section, col 2"

And I should see "Rich text in 4 cols section, col 3"

And I should see "Rich text in 4 cols section, col 4"

@javascript @local @development

Scenario: Check that Site admins can add a six coloumns section and add a Rich text blocks in each coloumns |-

Given I am a logged in user with the "Site admin" user

When I go to "/admin/content"

And I wait

Then I should see "Content"

When I fill in "Test Landing page (Layout Builder)" for "Title"

And I press the "Filter" button

And I wait

Then I should see "Test Landing page (Layout Builder)"

When I click "Test Landing page (Layout Builder)"

And I wait

Then I should see "Test Landing page (Layout Builder)"

When I click "Tasks"

And I wait for AJAX to finish

And I should see "Layout"

When I click "Layout"

And I wait

Then I should see "This layout builder tool allows you to configure the layout of the main content area."

When I scroll to the bottom of the page

And I wait 2s

Then I should see "Add section at end of layout"

When I add a basic "6 Cols" section at the end of layout

And I save the section

And I wait for AJAX to finish

Then I should see "Add block in Section 6, Col 1 region"

And I should see "Add block in Section 6, Col 2 region"

And I should see "Add block in Section 6, Col 3 region"

And I should see "Add block in Section 6, Col 5 region"

And I should see "Add block in Section 6, Col 6 region"

When I click "Add block in Section 6, Col 1 region"

And I wait for AJAX to finish

Then I should see "Create custom block"

When I click "Create custom block"

And I wait for AJAX to finish

Then I should see "Rich text"

When I click "Rich text"

And I wait for AJAX to finish

Then I should see "Configure block"

When I check the box "Display title"

And I fill in "Rich text in 6 cols section, col 1" for "Title"

And I fill in the rich text editor field "Body" with "Lorem ipsum dolor sit amet, consectetur adipiscing elit. Aenean lacinia sapien quis tempor placerat. Nulla faucibus rhoncus est"

And I press the "Add block" button

And I wait for AJAX to finish

Then I should see "Rich text in 6 cols section, col 1"

Then I click "Add block in Section 6, Col 2 region"

And I wait for AJAX to finish

Then I should see "Create custom block"

When I click "Create custom block"

And I wait for AJAX to finish

Then I should see "Rich text"

When I click "Rich text"

And I wait for AJAX to finish

Then I should see "Configure block"

When I check the box "Display title"

And I fill in "Rich text in 6 cols section, col 2" for "Title"

And I fill in the rich text editor field "Body" with "Lorem ipsum dolor sit amet, consectetur adipiscing elit. Aenean lacinia sapien quis tempor placerat. Nulla faucibus rhoncus est"

And I press the "Add block" button

And I wait for AJAX to finish

Then I should see "Rich text in 6 cols section, col 2"

Then I click "Add block in Section 6, Col 3 region"

And I wait for AJAX to finish

Then I should see "Create custom block"

When I click "Create custom block"

And I wait for AJAX to finish

Then I should see "Rich text"

When I click "Rich text"

And I wait for AJAX to finish

Then I should see "Configure block"

When I check the box "Display title"

And I fill in "Rich text in 6 cols section, col 3" for "Title"

And I fill in the rich text editor field "Body" with "Lorem ipsum dolor sit amet, consectetur adipiscing elit. Aenean lacinia sapien quis tempor placerat. Nulla faucibus rhoncus est"

And I press the "Add block" button

And I wait for AJAX to finish

Then I should see "Rich text in 6 cols section, col 3"

Then I click "Add block in Section 6, Col 4 region"

And I wait for AJAX to finish

Then I should see "Create custom block"

When I click "Create custom block"

And I wait for AJAX to finish

Then I should see "Rich text"

When I click "Rich text"

And I wait for AJAX to finish

Then I should see "Configure block"

When I check the box "Display title"

And I fill in "Rich text in 6 cols section, col 4" for "Title"

And I fill in the rich text editor field "Body" with "Lorem ipsum dolor sit amet, consectetur adipiscing elit. Aenean lacinia sapien quis tempor placerat. Nulla faucibus rhoncus est"

And I press the "Add block" button

And I wait for AJAX to finish

Then I should see "Rich text in 6 cols section, col 4"

Then I click "Add block in Section 6, Col 5 region"

And I wait for AJAX to finish

Then I should see "Create custom block"

When I click "Create custom block"

And I wait for AJAX to finish

Then I should see "Rich text"

When I click "Rich text"

And I wait for AJAX to finish

Then I should see "Configure block"

When I check the box "Display title"

And I fill in "Rich text in 6 cols section, col 5" for "Title"

And I fill in the rich text editor field "Body" with "Lorem ipsum dolor sit amet, consectetur adipiscing elit. Aenean lacinia sapien quis tempor placerat. Nulla faucibus rhoncus est"

And I press the "Add block" button

And I wait for AJAX to finish

Then I should see "Rich text in 6 cols section, col 5"

When I click "Add block in Section 6, Col 6 region"

And I wait for AJAX to finish

Then I should see "Create custom block"

When I click "Create custom block"

And I wait for AJAX to finish

Then I should see "Rich text"

When I click "Rich text"

And I wait for AJAX to finish

Then I should see "Configure block"

When I check the box "Display title"

And I fill in "Rich text in 6 cols section, col 6" for "Title"

And I fill in the rich text editor field "Body" with "Lorem ipsum dolor sit amet, consectetur adipiscing elit. Aenean lacinia sapien quis tempor placerat. Nulla faucibus rhoncus est"

And I press the "Add block" button

And I wait for AJAX to finish

Then I should see "Rich text in 6 cols section, col 6"

When I scroll to the top of the page

And I wait 2s

Then I should see "Save layout"

When I press the "Save layout" button

And I wait

Then I should see "The layout override has been saved."

And I should see "Rich text in 6 cols section, col 1"

And I should see "Rich text in 6 cols section, col 2"

And I should see "Rich text in 6 cols section, col 3"

And I should see "Rich text in 6 cols section, col 4"

And I should see "Rich text in 6 cols section, col 5"

And I should see "Rich text in 6 cols section, col 6"

Feature has passed

Feature: Content Structure - Homepage Permissions with Landing Pages with

Layout Builder |-

As a logged in user with a permission to manage Landing (Layout Builder) pages. I want to be able to edit the page layouts sections and blocks So that the homepage can be changed with permission in an easy way and be sure it will not deleted.

@javascript @local @development @staging @production

Scenario: Check that user Number 1 can see and have all options to edit the Homepage which built by the Landing page (Layout Builder) |-

Given I am a logged in user with the "webmaster" user

When I go to the homepage

And I wait

Then I should see "Welcome to Varbase"

And I should see "Media Hero Slider"

When I click "Tasks"

And I wait for AJAX to finish

And I should see "Edit content"

And I should see "Delete"

And I should see "Manage display"

And I should see "Layout"

And I should see "Revisions"

And I should see "Devel"

And I should see "Clone"

And I should see "Translate"

@javascript @local @development @staging @production

Scenario: Check that an anonymous users can only see the Homepage which built by the Landing page (Layout Builder) |-

Given I am an anonymous user

When I go to the homepage

And I wait

Then I should see "Welcome to Varbase"

And I should see "Media Hero Slider"

And I should not see "Tasks"

And I should not see "Edit content"

And I should not see "Delete"

And I should not see "Manage display"

And I should not see "Layout" in the "a" element with the "class" attribute set to "moderation-sidebar-link button"

And I should not see "Revisions"

And I should not see "Devel"

And I should not see "Clone"

And I should not see "Translate"

@javascript @local @development @staging @production

Scenario: Check that an authenticated user can not edit the Homepage which built by the Landing page (Layout Builder) |-

Given I am a logged in user with the "Normal user" user

When I go to the homepage

And I wait

Then I should see "Welcome to Varbase"

And I should see "Media Hero Slider"

And I should not see "Tasks"

And I should not see "Edit content"

And I should not see "Delete"

And I should not see "Manage display"

And I should not see "Layout" in the "a" element with the "class" attribute set to "moderation-sidebar-link button"

And I should not see "Revisions"

And I should not see "Devel"

And I should not see "Clone"

And I should not see "Translate"

@javascript @local @development @staging @production

Scenario: Check that Editor users can edit the Homepage which built by the Landing page (Layout Builder) |-

Given I am a logged in user with the "Editor" user

When I go to the homepage

And I wait

Then I should see "Welcome to Varbase"

And I should see "Media Hero Slider"

When I click "Tasks"

And I wait for AJAX to finish

And I should see "Edit content"

And I should not see "Delete"

And I should not see "Manage display"

And I should see "Layout"

And I should see "Revisions"

And I should not see "Devel"

And I should see "Clone"

And I should see "Translate"

@javascript @local @development @staging @production

Scenario: Check that Content Admin users can edit the Homepage which built by the Landing page (Layout Builder) |-

Given I am a logged in user with the "Content admin" user

When I go to the homepage

And I wait

Then I should see "Welcome to Varbase"

And I should see "Media Hero Slider"

When I click "Tasks"

And I wait for AJAX to finish

And I should see "Edit content"

And I should not see "Delete"

And I should not see "Manage display"

And I should see "Layout"

And I should see "Revisions"

And I should not see "Devel"

And I should see "Clone"

And I should see "Translate"

@javascript @local @development @staging @production

Scenario: Check that SEO Admin users can edit the Homepage which built by the Landing page (Layout Builder) |-

Given I am a logged in user with the "SEO admin" user

When I go to the homepage

And I wait

Then I should see "Welcome to Varbase"

And I should see "Media Hero Slider"

When I click "Tasks"

And I wait for AJAX to finish

And I should see "Edit content"

And I should not see "Delete"

And I should not see "Manage display"

And I should not see "Layout" in the "a" element with the "class" attribute set to "moderation-sidebar-link button"

And I should see "Revisions"

And I should not see "Devel"

And I should not see "Clone"

And I should see "Translate"

@javascript @local @development @staging @production

Scenario: Check that Site Admin users can edit the Homepage which built by the Landing page (Layout Builder) |-

Given I am a logged in user with the "Site admin" user

When I go to the homepage

And I wait

Then I should see "Welcome to Varbase"

And I should see "Media Hero Slider"

When I click "Tasks"

And I wait for AJAX to finish

And I should see "Edit content"

And I should see "Delete"

And I should not see "Manage display"

And I should see "Layout"

And I should see "Revisions"

And I should not see "Devel"

And I should see "Clone"

And I should see "Translate"

Feature has passed

Feature: Demo for newly added step definitions |-

As a site admin, I will create a new landing page, add a section with different section settings/configurations

@javascript @local @development

Scenario: Check if a site admin can create a landing page and add sections to it with different container types |-

Given I am a logged in user with the "Site admin" user

When I go to "/node/add/landing_page_lb"

And I wait

Then I should see "Create Landing page (Layout Builder)"

When I fill in "Test Landing page (Layout Builder) by Site Admin" for "Title"

And I fill in "Test Landing page (Layout Builder) description" for "Page description"

And I select "published" from "Save as"

And I press the "Save" button

And I wait

Then I should see "Landing page (Layout Builder) Test Landing page (Layout Builder) by Site Admin has been created"

And I should see "This layout builder tool allows you to configure the layout of the main content area."

When I scroll to the bottom of the page

And I wait 1s

Then I should see "Add section at end of layout"

When I add a basic "2 Cols" section at the end of layout

And I select the "Boxed" container type with a "Tiny" width

And I select the "md" "33% 67%" section breakpoint

And I add section gutters

Then I should not see "Keep gutters between columns"

And I wait for AJAX to finish

And I select the "Primary" section background color

And I uncheck the Edge to Edge Background

And I select the "White" section text color

And I set the alignment to "End"

And I save the section

And I wait for AJAX to finish

Then I should see "Add block in Section 2, Col 1 region"

When I scroll to the bottom of the page

And I wait 2s

Then I should see "Add section at end of layout"

When I click "Add block in Section 2, Col 1 region"

And I wait for AJAX to finish

And I click "Create custom block"

And I wait for AJAX to finish

And I click "Rich text"

And I wait for AJAX to finish

And I check the box "Display title"

And I fill in "Test Rich text in 2 cols section, col 1" for "Title"

And I fill in the rich text editor field "Body" with "Lorem ipsum dolor sit amet, consectetur adipiscing elit. Integer aliquet diam nunc, ac dictum velit tincidunt quis. Integer ut imperdiet dui, sit amet tempus est. Curabitur molestie sem non purus dignissim pulvinar. Pellentesque id sapien consequat"

And I press the "Add block" button

Then I should see "Test Rich text in 2 cols section, col 1"

When I click "Add block in Section 2, Col 2 region"

And I wait for AJAX to finish

And I click "Create custom block"

And I wait for AJAX to finish

And I click "Rich text"

And I wait for AJAX to finish

And I check the box "Display title"

And I fill in "Test Rich text in 2 cols section, col 2" for "Title"

And I fill in the rich text editor field "Body" with "Lorem ipsum dolor sit amet, consectetur adipiscing elit. Integer aliquet diam nunc, ac dictum velit tincidunt quis. Integer ut imperdiet dui, sit amet tempus est. Curabitur molestie sem non purus dignissim pulvinar. Pellentesque id sapien consequat"

And I press the "Add block" button

And I wait for AJAX to finish

Then I should see "Test Rich text in 2 cols section, col 2"

- | **When** I scroll to the top of the page
- | **Then** I should see "Save layout"
- | **And** I press the "Save layout" button
- | **And** I wait
- | **And** I should see "Test Rich text in 2 cols section, col 1"
- | **And** I should see "Test Rich text in 2 cols section, col 2"

Feature has passed

Feature: Content Management - Add default [entityqueue] module testing content and configuration |-

@javascript @init @tools @local @development @staging

Scenario: Create Test Content type |-

- | **Given** I am a logged in user with the "webmaster" user
- | **When** I go to "/admin/structure/types/add"
- | **And** I wait
- | **Then** I should see "Add content type"
- | **When** I fill in "Test Content" for "Name"
- | **And** I wait for AJAX to finish
- | **And** I wait for 2 seconds
- | **And** I press "Save and manage fields"
- | **And** I wait
- | **Then** I should see "The content type Test Content has been added."

@javascript @init @tools @local @development @staging

Scenario: Add Entity Queue Test Queue to be used with Test Content type |-

Given I am a logged in user with the "webmaster" user
When I go to "/admin/structure/entityqueue"
And I wait
Then I should see "Add entity queue"
When I click "Add entity queue"
And I wait
Then I should see "Add entity queue"
When I fill in "Test Queue" for "Name"
And I wait for 5 seconds
And I press "Save"
And I wait
Then I should see "The entity queue Test Queue has been added."

@javascript @init @tools @local @development @staging

Scenario: Add Test content N1, N2, N3 type of test content |-

Given I am a logged in user with the "webmaster" user
When I go to "/node/add/test_content"
And I wait
Then I should see "Create Test Content"
When I fill in "Test content N1" for "Title"
And I fill in the rich text editor field "Body" with "Test content N1 Body"
And I select "published" from "edit-moderation-state-0-state"
And I press the "Save" button
And I wait

Then I should see "Test Content Test content N1 has been created."

When I go to "/node/add/test_content"

And I wait

Then I should see "Create Test Content"

When I fill in "Test content N2" for "Title"

And I fill in the rich text editor field "Body" with "Test content N2 Body"

And I select "published" from "edit-moderation-state-0-state"

And I press the "Save" button

And I wait

Then I should see "Test Content Test content N2 has been created."

When I go to "/node/add/test_content"

And I wait

Then I should see "Create Test Content"

When I fill in "Test content N3" for "Title"

And I fill in the rich text editor field "Body" with "Test content N3 Body"

And I select "published" from "edit-moderation-state-0-state"

And I press the "Save" button

And I wait

Then I should see "Test Content Test content N3 has been created."

@javascript @init @tools @local @development @staging

Scenario: Add Test content N1, N2, N3 nodes to the Test Queue entityqueue |-

Given I am a logged in user with the "webmaster" user

When I go to "/admin/structure/entityqueue"

And I wait

Then I should see "Test Queue"

When I click "Edit items" in the "Test Queue" row

And I wait

Then I should see "Edit subqueue Test Queue"

When I press "Add existing item"

And I wait for AJAX to finish

Then I should see "Item"

When I fill in "Test content N1" for "items[form][0][entity_id]"

And I press "Add item"

And I wait for AJAX to finish

Then I should see "Test content N1"

When I press "Add existing item"

And I wait for AJAX to finish

Then I should see "Item"

When I fill in "Test content N2" for "items[form][1][entity_id]"

And I press "Add item"

And I wait for AJAX to finish

Then I should see "Test content N1"

When I press "Add existing item"

And I wait for AJAX to finish

Then I should see "Item"

When I fill in "Test content N3" for "items[form][2][entity_id]"

And I press "Add item"

And I wait for AJAX to finish

Then I should see "Test content N1"

When I press "Save"

And I wait

Then I should see "3 items" in the "Test Queue" row

Feature has passed

Feature: Content Management - Standard Entity Queue Management - Have the option to Reverse order in admin view |-

As a logged in user with a permission to manage entity queues I will be able to view the order of entities in entity queues in a reverse order. So that they will have a flipped order at the front-end.

@javascript @local @development

Scenario: Check that Reverse order in admin view is working |-

Given I am a logged in user with the "webmaster" user

When I go to "/admin/structure/entityqueue"

And I wait

Then I should see "Test Queue"

When I click "Edit items" in the "Test Queue" row

And I wait

Then I should see "Edit subqueue Test Queue"

And I should see "Test content N1" in the "Test content N1" row

And I should see "Test content N2" in the "Test content N2" row

And I should see "Test content N3" in the "Test content N3" row

When I go to "/admin/structure/entityqueue/test_queue#edit-queue-settings"

And I wait

Then I should see "Configure Test Queue"

And I should see "Restrict this queue to a minimum of"

And I should see "Reverse"

When I check the box "Reverse"

And I press "Save"

And I wait

Then I should see "The entity queue Test Queue has been updated."

When I go to "/admin/structure/entityqueue"

And I wait

Then I should see "Test Queue"

When I click "Edit items" in the "Test Queue" row

And I wait

Then I should see "Edit subqueue Test Queue"

When I press "Reverse"

And I wait for AJAX to finish

And I press "Save"

And I wait

Then I should see "The entity subqueue Test Queue has been updated."

When I go to "/admin/structure/entityqueue"

And I wait

Then I should see "Test Queue"

When I click "Edit items" in the "Test Queue" row

And I wait

Then I should see "Edit subqueue Test Queue"

And I should see "Test content N3" in the "Test content N3" row

And I should see "Test content N2" in the "Test content N2" row

And I should see "Test content N1" in the "Test content N1" row

When I go to "/admin/content"

And I wait

Then I should see "Content"

When I check the box "Test content N1"

And I check the box "Test content N2"

And I check the box "Test content N3"

And I select "Delete selected entities / translations" from "action"

When I press "Apply to selected items"

And I wait

Then I should see "Items selected:"

And I should see "Test content N1"

And I should see "Test content N2"

And I should see "Test content N3"

When I press "Execute action"

And I wait 10s

Then I should see "Action processing results: Delete entities (3)."

When I go to "/admin/structure/entityqueue"

And I wait

Then I should see "Test Queue"

When I click "Edit items" in the "Test Queue" row

And I wait

Then I should see "Edit subqueue Test Queue"

And I should not see "Test content N3"

And I should not see "Test content N2"

And I should not see "Test content N1"

Feature has passed

Feature: Content Management - Standard Entity Queue Management - Have Entity queue tab inside the full content page and be able to Add to a queue or Remove from a queue |-

As a logged in user with a permission to manage entity queues I will be able to see an Entity queue tab inside the full content page of a selected content So that I can Add to queue or Remove from queue for the content.

@javascript @local @development

Scenario: Check if queueable content have the Entityqueue tab at the full content page and can Add to queue or Remove from queue |-

Given I am a logged in user with the "Super admin" user

When I go to "/node/add/test_content"

And I wait

Then I should see "Create Test Content"

When I fill in "Test tab content number 1" for "Title"

And I fill in the rich text editor field "Body" with "Test tab content number 1 Body"

And I press "Save"

And I wait

Then I should see "Test Content Test tab content number 1 has been created."

When I click "Tasks"

And I wait for AJAX to finish

And I should see "Entityqueue"

When I click "Entityqueue"

And I wait

Then I should see "Add to queue"

When I click "Add to queue"

And I wait for AJAX to finish

Then I should see "Remove from queue"

When I click "Remove from queue"

And I wait for AJAX to finish

Then I should see "Add to queue"

Feature has passed

Feature: Content Management - Add hero slider to entity queue using entity queue form widget |-

As a logged in user with a permission to manage entity queues I want to be able to add and remove entities to any allowed entity queue.

@javascript @local @development @staging @production

Scenario: Upload the Flag Earth file |-

Given I am a logged in user with the "Site admin" user

When I go to "/media/add/image"

And I wait

Then I should see "Allowed types: png gif jpg jpeg."

When I attach the file "flag-earth.jpg" to "edit-field-media-image-0-upload"

And I wait

And I press the "Save" button

And I wait

And I fill in "Flag Earth in space" for "field_media_image[0][alt]"

And I fill in "Flag Earth all earth in space" for "field_media_image[0][title]"

And I fill in "Flag Earth" for "name[0][value]"

And I check the box "Show in media library"

And I press the "Save" button

And I wait

Then I should see "Flag Earth"

@javascript @local @development @staging @production

Scenario: Add a Test hero sliders to the heroslider entity queue them remove them |-

Given I am a logged in user with the "Super admin" user

When I go to "/node/add/varbase_heroslider_media"

And I wait max of 5s for the page to be ready and loaded

Then I should see "Create Hero slider"

When I fill in "Test hero slider #1" for "Slide title"

And I fill in "Test hero slider slide text #1" for "Slide text"

And I press "field_media_single-media-library-open-button"

And I wait for AJAX to finish

Then I should see "Name"

When I fill in "Flag Earth" for "Name"

And I press the "Apply filters" button

Then I should see image with the "Flag Earth all earth in space" title text

And I wait for AJAX to finish

When I check the box "media_library_select_form[0]"

And I wait for AJAX to finish

And I press "dialog-submit"

And I wait for AJAX to finish

And I wait max of 5s

And I expand the field "edit-entityqueue-form-widget"

And I wait for AJAX to finish

Then I should see "Choose from the available entityqueues below to push this content to."

When I check the box "varbase_heroslider_media"

And I select "published" from "edit-moderation-state-0-state"

And I press the "Save" button

And I wait

Then I should see "Test hero slider #1"

When I go to "/node/add/varbase_heroslider_media"

And I wait max of 2s for the page to be ready and loaded

Then I should see "Create Hero slider"

When I fill in "Test hero slider #2" for "Slide title"

And I fill in "Test hero slider slide text #2" for "Slide text"

And I press "field_media_single-media-library-open-button"

And I wait for AJAX to finish

Then I should see "Name"

When I fill in "Flag Earth" for "Name"

And I press the "Apply filters" button

Then I should see image with the "Flag Earth all earth in space" title text

And I wait for AJAX to finish

When I check the box "media_library_select_form[0]"

And I wait for AJAX to finish

And I press "dialog-submit"

And I wait for AJAX to finish

And I wait max of 5s

And I expand the field "edit-entityqueue-form-widjet"

And I wait for AJAX to finish

Then I should see "Choose from the available entityqueues below to push this content to."

When I check the box "varbase_heroslider_media"

And I select "published" from "edit-moderation-state-0-state"

And I press the "Save" button

And I wait

Then I should see "Test hero slider #2"

When I go to "/admin/structure/entityqueue/varbase_heroslider_media/varbase_heroslider_media"

And I wait

Then I should see "Test hero slider #1"

And I should see "Test hero slider #2"

When I go to "/admin/content"

And I wait

Then I should see "Content"

When I check the box "Test hero slider #1"

And I check the box "Test hero slider #2"

And I select "Delete selected entities / translations" from "action"

When I press "Apply to selected items"

And I wait

Then I should see "Items selected:"

And I should see "Test hero slider #1"

And I should see "Test hero slider #2"

When I press "Execute action"

And I wait 10s

Then I should see "Action processing results: Delete entities (2)."

When I go to "/admin/structure/entityqueue/varbase_heroslider_media/varbase_heroslider_media"

And I wait

Then I should not see "Test hero slider #1"

And I should not see "Test hero slider #2"

Feature has passed

Feature: Content Management - Cloning content and entities |-

As a logged in user with a permission to manage entities I want to be able to clone an entity.

@javascript @local @development

Scenario: Check if a user with a permission can clone a Landing page (Paragraphs) |-

Given I am a logged in user with the "Site admin" user

When I go to "/node/add/landing_page"

And I wait

And I fill in "Test Clone landing page" for "Title"

And I fill in "Test landing page description text" for "Page description"

And I wait for AJAX to finish

And I wait for 1 second

And I press "+ Add"

And I wait for AJAX to finish

And I wait for 1 second

And I select the "bp_block" paragraph component

And I wait for AJAX to finish

Then I should see "Block"

When I select "Site branding" from "Block"

And I wait

And I select "published" from "edit-moderation-state-0-state"

And I press the "Save" button

And I wait

Then I should see "Test Clone landing page has been created"

When I go to "/admin/content"

And I wait

Then I should see "Content"

When I fill in "Test Clone landing page" for "Title"

And I press the "Filter" button

And I wait

Then I should see "Test Clone landing page"

When I fill in "Test Clone landing page" for "Title"

And I press the "Filter" button

And I wait

Then I should see "Test Clone landing page"

When I click "Edit" in the "Test Clone landing page" row

And I wait

Then I should see "Clone"

When I click "Clone"

And I wait

Then I should see "Clone Content"

When I press "edit-clone"

And I wait

Then I should see "Test Clone landing page - Cloned"

@javascript @local @development

Scenario: Check if a user with a permission deleted a cloned entity the original will not affected

|-

Given I am a logged in user with the "Super admin" user

When I go to "/admin/content"

And I wait

Then I should see "Content"

When I fill in "Test Clone landing page - Cloned" for "Title"

And I press the "Filter" button

And I wait

Then I should see "Test Clone landing page - Cloned"

And I check the box "edit-views-bulk-operations-bulk-form-0"

And I select "Delete selected entities" from "Action"

And I press "Apply to selected items"

And I wait

Then I should see "Are you sure you wish to perform"

When I press "Execute action"

And I wait for 5s

Then I should see "Action processing results: Delete entities (1)."

When I go to "/admin/content"

And I wait

Then I should see "Content"

When I fill in "Test Clone landing page - Cloned" for "Title"

And I press the "Filter" button

And I wait

Then I should not see "Test Clone landing page - Cloned"

When I fill in "Test Clone landing page" for "Title"

And I press the "Filter" button

And I wait

Then I should see "Test Clone landing page"

When I click "Test Clone landing page"

And I wait

Then I should see "Test Clone landing page"

Feature has passed

Feature: File & Media Management - Assets Management - Ability to embed existing media image library in the rich text editor |-

As a content admin I want to be able to embed existing files from the library of files in the CKEditor So that it will show up under that rich text field without having to upload the image for each content

@javascript @local @development @staging @production

Scenario: Create the Test Basic page to embed existing files content |-

Given I am a logged in user with the "Site admin" user

When I go to "/node/add/page"

And I wait

And I fill in "Test Basic page to embed existing files" for "Title"

And I fill in the rich text editor field "Body" with "Test Basic page body to embed existing files"

And I select "published" from "edit-moderation-state-0-state"

And I press the "Save" button

And I wait

Then I should see "Basic page Test Basic page to embed existing files has been created."

@javascript @local @development @staging @production

Scenario: Upload the Embed Flag Earth file |-

Given I am a logged in user with the "Site admin" user

When I go to "/media/add/image"

And I wait

Then I should see "Allowed types: png gif jpg jpeg."

When I attach the file "flag-earth.jpg" to "edit-field-media-image-0-upload"

And I wait

And I press the "Save" button
And I wait
And I fill in "Embed Flag Earth in space" for "field_media_image[0][alt]"
And I fill in "Embed Flag Earth all earth in space" for "field_media_image[0][title]"
And I fill in "Embed Flag Earth" for "name[0][value]"
And I check the box "Show in media library"
And I press the "Save" button
And I wait
Then I should see "Embed Flag Earth"

Feature has passed

Feature: Content Editing - Rich Text Editor - Easy linking to internal content by searching for content by its titles |-

As a content admin I want to be able to add internal links searching the title of an internal content So that will ease the work of adding internal links in the rich text editor fields.

@javascript @local @development @staging @production

Scenario: Check if inserted raw URL will convert into a link when we save when We are using the Visual editor text format |-

Given I am a logged in user with the "Site admin" user
When I go to "/node/add/page"
And I wait
Then I should see "Create Basic page"
When I select "full_html" from "Text format"
And I fill in "Linking to internal content #1 title" for "Title"

And I fill in the rich text editor field "Body" with "Linking to internal content #1 body"

And I select "published" from "edit-moderation-state-0-state"

And I press the "Save" button

And I wait

And I should see "Linking to internal content #1 body"

@javascript @local @development @staging @production

Scenario: Check if inserted raw URL will convert into a link when we save when we are using the Visual editor text format |-

Given I am a logged in user with the "Site admin" user

When I go to "/node/add/page"

And I wait

Then I should see "Create Basic page"

When I select "full_html" from "Text format"

And I fill in "Linking to internal content #2 title" for "Title"

And I fill in the rich text editor field "Body" with " Linking to internal content #2 body "

And I click on "drupalink" command button in the rich text editor field "Body"

And I wait for AJAX to finish

And I wait 2s

And I wait for AJAX to finish

Then I should see "Add link"

When I fill in "Linking" for "URL"

And I press the " " key in the "URL" field

And I press the "t" key in the "URL" field

And I press the "o" key in the "URL" field

And I press the "enter" key in the "URL" field

And I wait for AJAX to finish

And I wait 2s

And I wait for AJAX to finish

Then I should see "Linking to internal content #1 title"

When I click "Linking to internal content #1 title" in the "ul" element with the "class" attribute set to "ui-autocomplete"

And I wait for AJAX to finish

And I wait 2s

And I wait for AJAX to finish

And I click "Save" in the "button" element with the "class" attribute set to "button js-form-submit form-submit ui-button ui-corner-all ui-widget"

And I wait

And I select "published" from "edit-moderation-state-0-state"

And I press the "Save" button

And I wait

And I should see "Linking to internal content #2 body"

Feature has passed

Feature: Content Management - Content moderation workflows. Simple workflow, and Editorial workflow |-

As a content admin I want to be able to manage the workflow of content in simple and editorial workflows So that will have an easy publishing workflow with revisions.

@javascript @local @development @staging @production

Scenario: Check Simple workflow on Draft, Published, and Archived and content types |-

Given I am a logged in user with the "webmaster" user

When I go to "/admin/config/workflow/workflows/manage/varbase_simple_workflow"

And I wait

Then I should see "Simple"

And I should see "Draft"

And I should see "Published"

And I should see "Archived / Unpublished"

And I should see "Create new draft"

And I should see "Publish"

And I should see "Archive / Unpublish"

And I should see "Restore from archive"

And I should see "Landing page (Layout Builder)"

And I should see "Landing page"

And I should see "Basic page"

And I should see "Blog post"

And I should see "Hero slider"

@javascript @local @development @staging @production

Scenario: Check Editorial workflow on Draft, Published, In review, and Archived |-

Given I am a logged in user with the "webmaster" user

When I go to "/admin/config/workflow/workflows/manage/varbase_editorial_workflow"

And I wait

Then I should see "Editorial"

And I should see "Draft"

- And** I should see "In review"
- And** I should see "Published"
- And** I should see "Archived / Unpublished"
- And** I should see "Create new draft"
- And** I should see "Send to review"
- And** I should see "Publish"
- And** I should see "Archive / Unpublish"
- And** I should see "Restore from archive"

Feature has passed

Feature: Content Management - Content Planning and scheduling |-

As a content admin I want to be able to add plan content publishing for internal content So that they will be scheduled to publish or publish on the planed time.

@javascript @local @development @staging @production

Scenario: Check Content planner dashboard page |-

- Given** I am a logged in user with the "webmaster" user
- When** I go to "/admin/content-planner/dashboard"
- And** I wait
- Then** I should see "Dashboard"
- And** I should see "Content Status Widget"
- And** I should see "Recent Calendar Publications Widget"
- And** I should see "Recent Kanban Activities"

@javascript @local @development @staging @production

Scenario: Check Content Calendar page |-


- | **Given** I am a logged in user with the "webmaster" user
- | **When** I go to "/admin/content-calendar/show-current-year"
- | **And** I wait
- | **Then** I should see "Content Calendar"

@javascript @local @development @staging @production

Scenario: Check Content Kanban page |-

- | **Given** I am a logged in user with the "webmaster" user
- | **When** I go to "/admin/content-kanban"
- | **And** I wait
- | **Then** I should see "Content Kanban"
- | **And** I should see "Simple"

Feature has passed



41 Features:
0 failed



160 Scenarios:

0 failed

0 undefined

0 skipped



2239 Steps:

0 failed

0 undefined

0 skipped

All Passed Failed

Suite: default

Feature: The welcome message should be displayed on first visit to the site |+

The welcome message is made possible by having Varbase Tour module



Feature: Website Base Requirements - User Registration - Only admins login |+

As an anonymous user

I will not be able to register as a user in the website

So that I will need a site admin or super admin to add me to the website




Feature: Website Base Requirements - User Roles - Simple Roles |+

As a logged in user with the User ID number 1

I want to be able to see the list of User Roles

So that they must be (Editor, Site Admin, Content Admin, Super Admin)



Feature: Content Editing - Rich Text Editor - Input formats |+

As a logged in user with a permission to edit content

I want to be able to switch between input formats

So that can use different type of rich text editors.



Feature: Website Base Requirements - Website Languages - English |+

As a logged in user with the permission to add content

I want to be able to check if the site has got the English language Enabled

So that can be sure that the website is using the English language as one of the languages.



Feature: Website Base Requirements - Website Languages - All content translatable to all languages |+

As a logged in user with a permission to translate content

I want to be able to check if all content types are translatable

So that I will be able to create a content then I will have the option to translate the content to other languages in the site



Feature: Content Editing - Rich Text Editor - Convert URLs into links |+

As a logged in user with a permission to use the rich text editor

I want to add raw URLs and links in the rich text editor

So that they will be converted to links and visitors can click on them.



Feature: User Management - Standard User Management - Request new password |+

As a user with a ready user account

I will want to be able to Request new password

So that I can reset my password for the account

Feature: User Management - Standard User Management - Admins can create users and assign a role to them |+

As a site admin user

I want to be able to create new user accounts and assign roles to them

So that they will be able to use the site.

Feature: User Management - Standard User Management - Login |+

As a visitor with an existing user account

I want to be able to login to the site

So that I will be able to view/add/edit/ or delete content in the site

Feature: User Management - Have persistent login options and configurations |+

As a user which can login to the site.

I want to have the option to have "Remember Me" option on the user login form.

So I can persistent my login session independent of setting of a long session lifetime.




Feature: User Management - Standard User Management - Have fine-grained access control of user administrators protections with specific user, or all users in a role |+

As a logged in site admin

I will be allowed to fine-grained access control of user administrators

So that the protections can be specific to a user, or applied to all users in a role.



Feature: User Management - Standard User Management - Users with permission to assign roles may select which roles are available for assignment |+

As a logged in site admin and a permission to Assign roles

I will be able to assign roles to other users.

So that only users with permission to assign roles may select which roles are available for assignment



Feature: Pre-check important administrator and development pages |+

As a site admin user

I want to be able to make sure that all admin and development tools are working

So that I can use them after the install or update.



Feature: Support Requirements - Standard Support Navigation - Allow site super administrators to switch users and surf the site as that user |+

As the site super admin

I want to be able to switch users and surf the site as that user with no password required

So that I can see what is the selected user is seeing in the site then switch back to my own user account at any time.



Feature: Admin management - Standard Back-End Navigation - Navigate through the Drupal admin with the keyboard for faster access |+

As a site admin

I want to be able to navigate through the Drupal admin with the keyboard

So that I will have a faster access to administration pages in the site.




Feature: User Management - Standard User Management - Admins can disable users |+

As a site admin user

I want to be able Block user accounts

So that they will be disabled and not be able to use the site.



Feature: File & Media Management - Assets Management - Image media and their usage list page for site admins |+

As a user with permission to manage files in the site

I want to be able to see the list of files

So that I will be able to manage files, see where they have been used in contents.

Feature: Check JSON API admin interface and services and Varbase API settings |+

As a site admin user

I want to be able to check the JSON:API available interface options

So that I can use them to enable or disable API service for Varbase APIs.

Feature: Preview the site in a number of responsive devices |+

As a site admin user

I want to be able to preview the look and feel of the site in a number of devices

So that I can make sure that the site looks good in small devices too.

Feature: User Management - Standard User Management - Users with permission to access the Admin audit trails |+

As a logged in site admin or editor with permission to access the Admin audit trails
I will be able to trails of actions on the site by the same user and or users
So that only users with permission can see trails of audit changes on the website

Feature: Admin management - Standard User Management - Users with permission to bulk upload media |+

As a logged in user with permission to use media bulk upload bulk upload form
I will be able to bulk upload media
So that large number of asset files can be uploaded at onces

Feature: Content Structure - Basic Page |+

As a logged in user with a permission to mange Basic pages
I want to be able to add a "Basic page" to the site with a fixed layout
So that the "Basic page" will show up in the structured menu under its parent page

Feature: Content Structure - Landing page (Paragraphs) |+

As a logged in user with a permission to manage Landing page (Paragraphs).
I want to be able to add a "Landing page" which has got predefined set of paragrphs
So that the "Landing page (Paragraphs)" will show up in the structured menu under its parent page



Feature: Landing page (Paragraphs) - Add any paragraph types to the page |+

As a logged in user with a permission to manage Landing pages

I want to be able to add any paragraph type to the page

So that the Landing page (Paragraphs) will show up having paragraphs of different types



Feature: Content Structure - Landing page (Paragraphs) - Variable text and image paragraphs |+

As a logged in user with a permission to manage Landing page (Paragraphs)

I want to be able to add number of Text and image paragraph components

So that the "Landing page (Paragraphs)" will have text and images in right and left view.




Feature: Navigational Features - Breadcrumbs - Standard breadcrumbs |+

As a Visitor to the site

I want to be able to see the back path

So that I can see path I followed to locate the current page usually near the top of the page



Feature: Content Structure - Blog post |+

As a logged in user with a permission to manage Blogs.

I want to be able to add a "Blog"

Feature: Content Structure - Landing Pages with Layout Builder |+

As a logged in user with a permission to manage Landing (Layout Builder) pages.

I want to be able to add a "Landing page (Layout Builder)" which has got predefined set of layouts

So that the "Landing page (Layout Builder)" will show up in the structured menu under its parent page

Feature: Landing (Layout Builder) Pages - Check to add sections and choose layouts for sections |+

As a logged in user with a permission to manage Landing (Layout Builder) pages

I want to be able to add sections with any layouts to the page

So that the "Landing (Layout Builder) page" will show up having the listed section with their content

Feature: Content Structure - Homepage Permissions with Landing Pages with Layout Builder |+

As a logged in user with a permission to manage Landing (Layout Builder) pages.

I want to be able to edit the page layouts sections and blocks

So that the homepage can be changed with permission in an easy way and be sure it will not deleted.

Feature: Demo for newly added step definitions |+

As a site admin, I will create a new landing page, add a section with different section settings/configurations

Feature: Content Management - Add default [entityqueue] module testing content and configuration |+

Feature: Content Management - Standard Entity Queue Management - Have the option to Reverse order in admin view |+

As a logged in user with a permission to manage entity queues

I will be able to view the order of entities in entity queues in a reverse order.

So that they will have a flipped order at the front-end.

Feature: Content Management - Standard Entity Queue Management - Have Entity queue tab inside the full content page and be able to Add to a queue or Remove from a queue |+

As a logged in user with a permission to manage entity queues

I will be able to see an Entity queue tab inside the full content page of a selected content

So that I can Add to queue or Remove from queue for the content.

Feature: Content Management - Add hero slider to entity queue using entity queue form widget |+

As a logged in user with a permission to manage entity queues

I want to be able to add and remove entities to any allowed entity queue.

Feature: Content Management - Cloning content and entities |+

As a logged in user with a permission to manage entities

I want to be able to clone an entity.




Feature: File & Media Management - Assets Management - Ability to embed existing media image library in the rich text editor |+

As a content admin

I want to be able to embed existing files from the library of files in the CKEditor

So that it will show up under that rich text field without having to upload the image for each content



Feature: Content Editing - Rich Text Editor - Easy linking to internal content by searching for content by its titles |+

As a content admin

I want to be able to add internal links searching the title of an internal content

So that will ease the work of adding internal links in the rich text editor fields.



Feature: Content Management - Content moderation workflows. Simple workflow, and Editorial workflow |+

As a content admin

I want to be able to manage the workflow of content in simple and editorial workflows

So that will have an easy publishing workflow with revisions.



Feature: Content Management - Content Planning and scheduling |+

As a content admin

I want to be able to add plan content publishing for internal content

So that they will be scheduled to publish or publish on the planed time.